





[MIT Online Subject Evaluation](#) | [Guide to Reports](#)Change report view: MIT Community **15.053 Optimization Methods in Business Analytics**Survey Window: Spring 2023 End of Term | [View Current Catalog Entry](#) | [Print Report](#)

Eligible to Respond: 105  **Total # of Respondents:** 36  **Response rate:** 34%  **Overall rating of subject:** 6.0 out of 7

INSTRUCTORS

Quality of Teaching	<i>1=Strongly Disagree, 4=Neutral, 7=Strongly Agree, N/A=Not Applicable (7 is best)</i>			<i>1=Very Poor, 7=Excellent, N/A=Not Applicable (7 is best)</i>
	NAME	Stimulated interest	Displayed thorough knowledge of subject material	Helped me learn
Magnanti, Thomas L. , Lecturer (LEC)	6.1 (31)	6.5 (31)	6.0 (30)	6.2 (30)
Orlin, James B. , Lecturer (LEC)	6.3 (31)	6.7 (31)	6.3 (31)	6.4 (31)
Tan, Shiyin , Teaching Assistant (LEC)	5.7 (7)	6.3 (7)	5.9 (7)	5.9 (7)
Cheng, Emily , Teaching Assistant (LEC)	6.8 (8)	6.9 (9)	6.9 (9)	6.9 (9)
Kostecki, Katherine E. , Teaching Assistant (LEC)	7.0 (2)	7.0 (2)	7.0 (2)	7.0 (2)
Li, Angela , Teaching Assistant (LEC)	6.8 (6)	6.8 (6)	6.8 (6)	7.0 (6)
Toft, Nicole B. , Teaching Assistant (LEC)	7.0 (1)	7.0 (1)	7.0 (1)	7.0 (1)
Hoffman, Peter W. , Teaching Assistant (LEC)	6.9 (7)	6.9 (7)	6.9 (7)	6.9 (7)
Taylor, Reid , Teaching Assistant (LEC)	7.0 (4)	7.0 (4)	7.0 (4)	7.0 (4)
Warren, Caroline C. , Teaching Assistant (LEC)	5.3 (4)	4.5 (4)	4.8 (4)	4.5 (4)
Maran, Megha , Teaching Assistant (LEC)	0.0 (0)	0.0 (0)	0.0 (0)	0.0 (0)
Zhu, Aaron Y. , Teaching Assistant (LEC)	6.8 (5)	6.9 (7)	6.9 (7)	6.8 (6)
Bivin, Mackenzie R. , Teaching Assistant (LEC)	7.0 (2)	7.0 (2)	7.0 (2)	7.0 (2)

Sloan Faculty Questions	<i>1=Strongly Disagree, 2=Disagree, 3=Mixed, 4=Agree, 5=Strongly Agree (5 is best)</i>
NAME	Recommend Professor
Magnanti, Thomas L. , Lecturer (LEC)	4.4 (30)
Orlin, James B. , Lecturer (LEC)	4.5 (30)

SUBJECT

SUBJECT	<i>Rating Scale: 1=Strongly Disagree, 4=Neutral, 7=Strongly Agree, N/A=Not Applicable (7 is best)</i>										
	AVG	1	2	3	4	5	6	7	RESPONSES	MEDIAN	STDEV
Subject expectations were clearly defined	6.5								35	7.0	1.22
Subject's learning objectives were met	6.6								35	7.0	0.69
Assignments contributed to my learning	6.3								35	7.0	1.06
Grading thus far has been fair	6.4								35	7.0	1.14

*Rating Scale: 1=Too Slow, 4=Just Right, 7=Too Fast,
N/A=Not Applicable (4 is best)*

	AVG	1 2 3 4 5 6 7	RESPONSES	MEDIAN	STDEV
The pace of the class (content and assignments) was:	3.8		25	4.0	1.12

	AVG	RESPONSES	MEDIAN	STDEV
Average hours you spent per week on this subject in the classroom	3.4	33	3.0	0.55
Average hours you spent per week on this subject outside of the classroom	4.6	33	4.0	1.62

Rating Scale: 1=Very Poor, 7=Excellent (7 is best)

	AVG	1 2 3 4 5 6 7	RESPONSES	MEDIAN	STDEV
Overall rating of the subject	6.0		34	6.0	1.06

SLOAN SUBJECT QUESTIONS

*Rating Scale: 1=Strongly Disagree, 2=Disagree,
3=Mixed, 4=Agree, 5=Strongly Agree (5 is best)*

	AVG	1 2 3 4 5	RESPONSES	MEDIAN	STDEV
Recommend Subject	4.5		34	5.0	0.79

[\(top of page\)](#)