

# 6.003 (Fall 2011)

## Quiz #3

November 16, 2011

**Name:**

**Kerberos Username:**

**Please circle your section number:**

<i>Section</i>	<i>Time</i>
2	11 am
3	1 pm
4	2 pm

**Grades will be determined by the correctness of your answers (explanations are not required).**

**Partial credit will be given for ANSWERS that demonstrate some but not all of the important conceptual issues.**

You have **two hours**.

Please put your initials on all subsequent sheets.

Enter your answers in the boxes.

This quiz is closed book, but you may use three  $8.5 \times 11$  sheets of paper (six sides total).

No calculators, computers, cell phones, music players, or other aids.

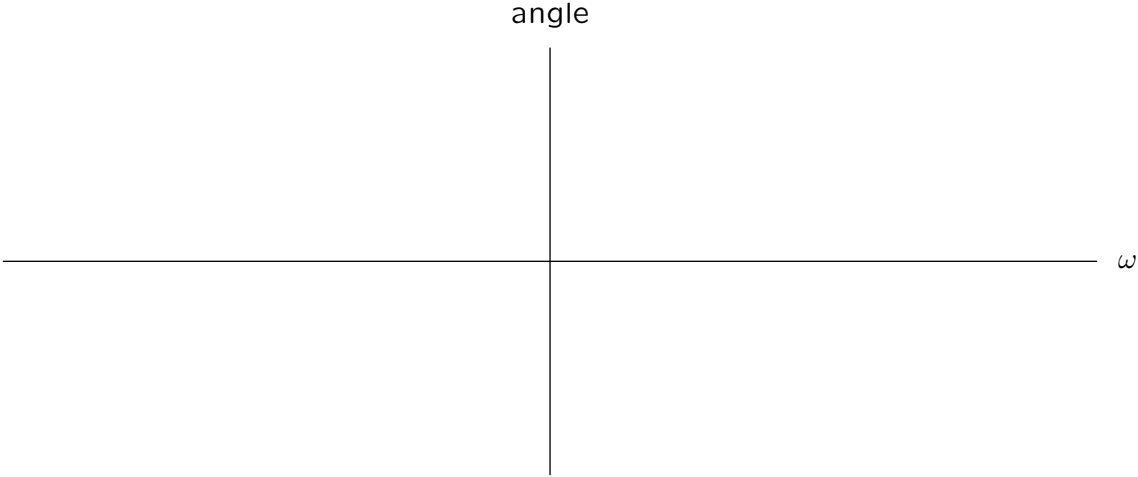
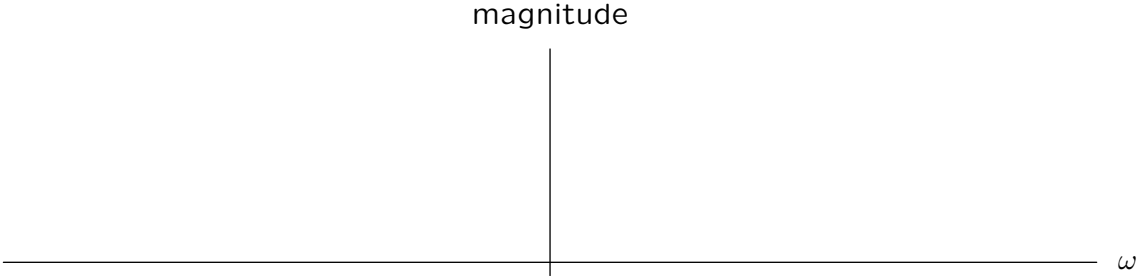
1	/26
2	/24
3	/12
4	/12
5	/26
Total	/100

**1. Fourier Transform** [26 points]

Sketch the magnitude and angle of the Fourier transform of

$$x(t) = (1 - 2t)e^{-2t}u(t)$$

on the (linear, not logarithmic) axes below.



Clearly label the important magnitudes, angles, and frequencies.



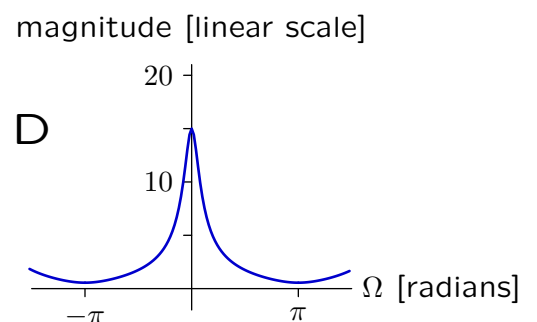
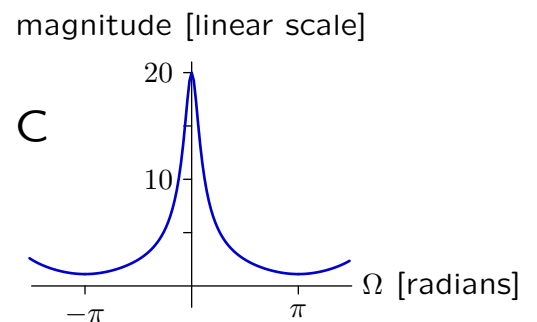
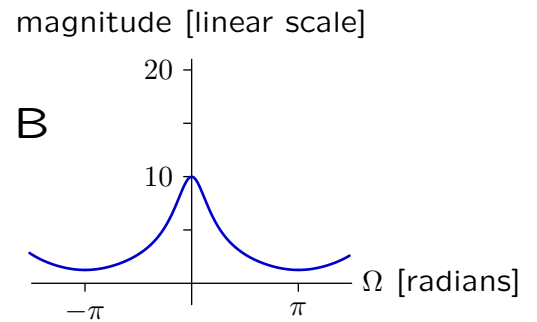
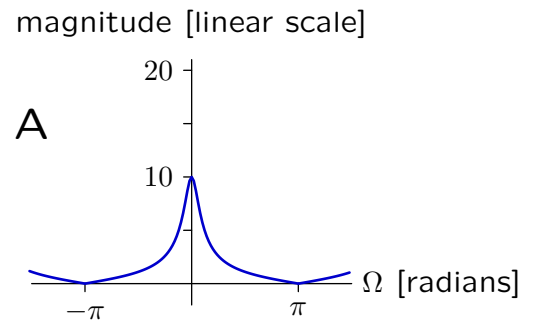
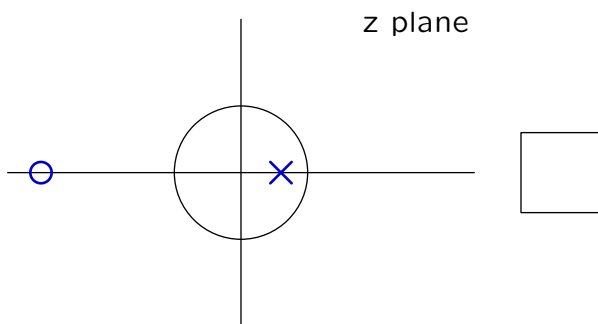
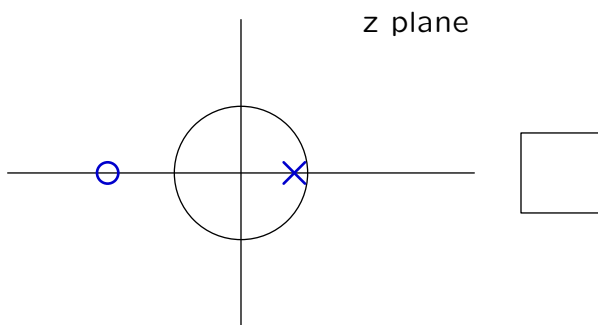
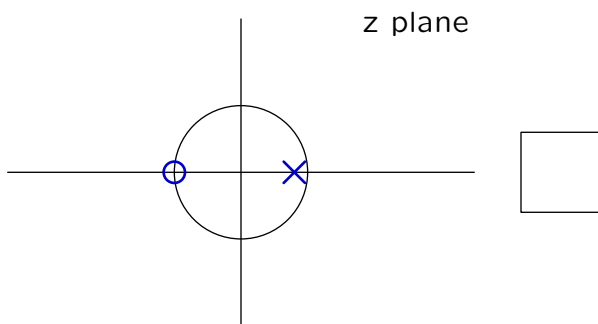
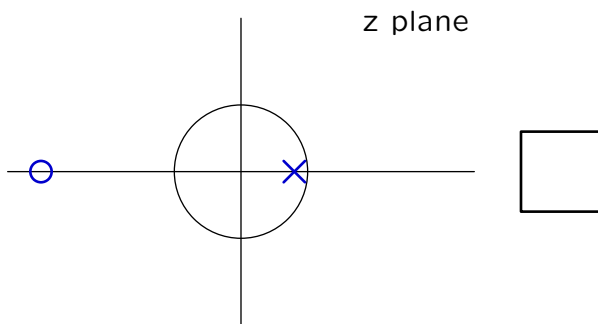
## 2. Frequency Responses [24 points]

**Part a.** Each pole-zero diagram below shows the unit circle (radius 1) as well as the pole (×) and zero (o) of a **discrete-time**, linear, time-invariant system of the form

$$H(z) = \frac{z - a}{z - b}$$

where  $a$  represents the zero and  $b$  represents the pole.

Fill in the box to the right of each pole-zero diagram with the letter of the corresponding frequency response **magnitude** shown in the right panels. If none of the frequency response magnitudes match, put **X** in the box.

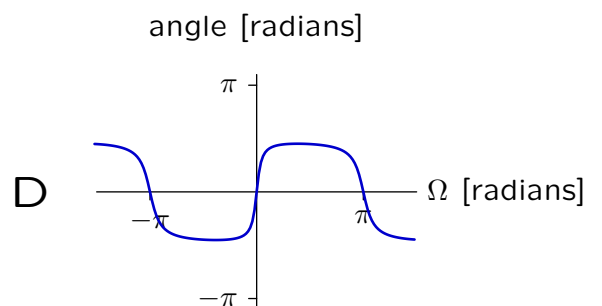
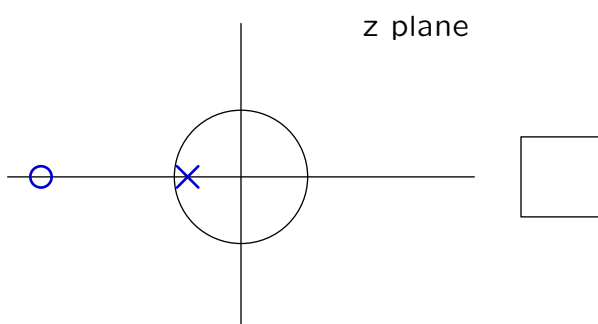
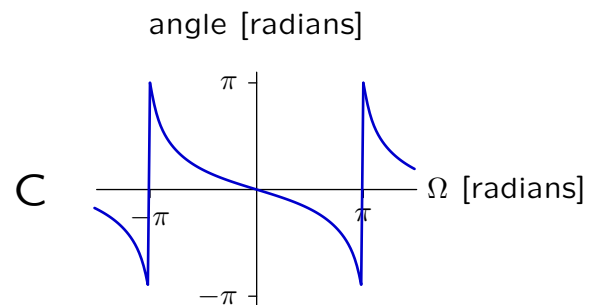
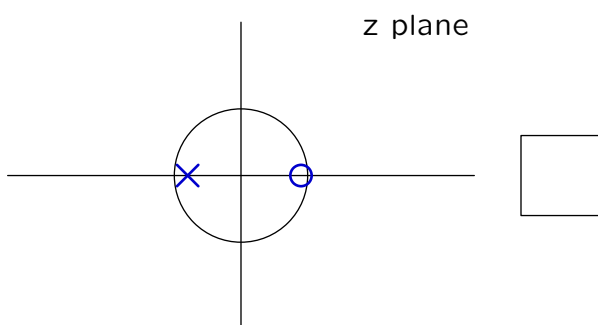
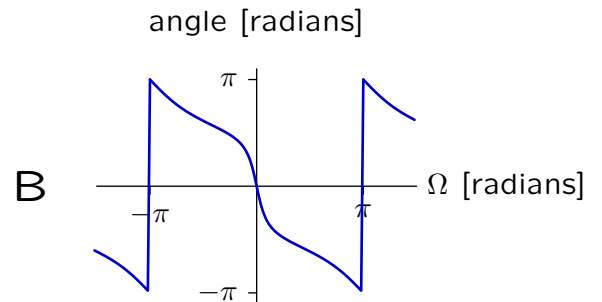
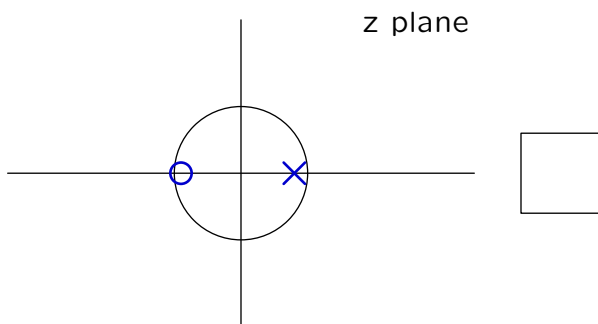
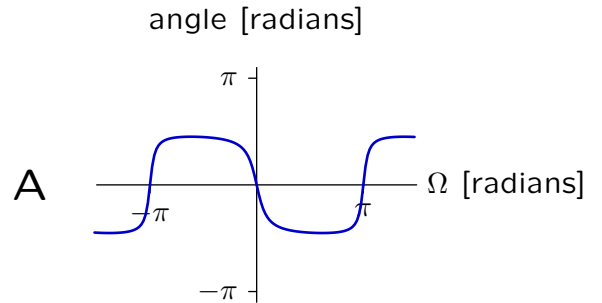
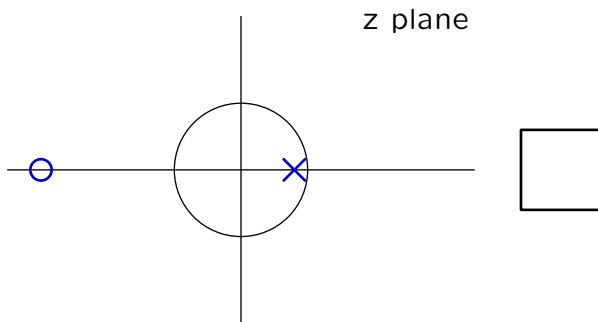


**Part b.** Each pole-zero diagram below shows the unit circle (radius 1) as well as the pole ( $\times$ ) and zero ( $\circ$ ) of a **discrete-time**, linear, time-invariant system of the form

$$H(z) = \frac{z - a}{z - b}$$

where  $a$  represents the zero and  $b$  represents the pole.

Fill in the box to the right of each pole-zero diagram with the letter of the corresponding frequency response **angle** shown in the right panels. If none of the frequency response angle match, put **X** in the box.



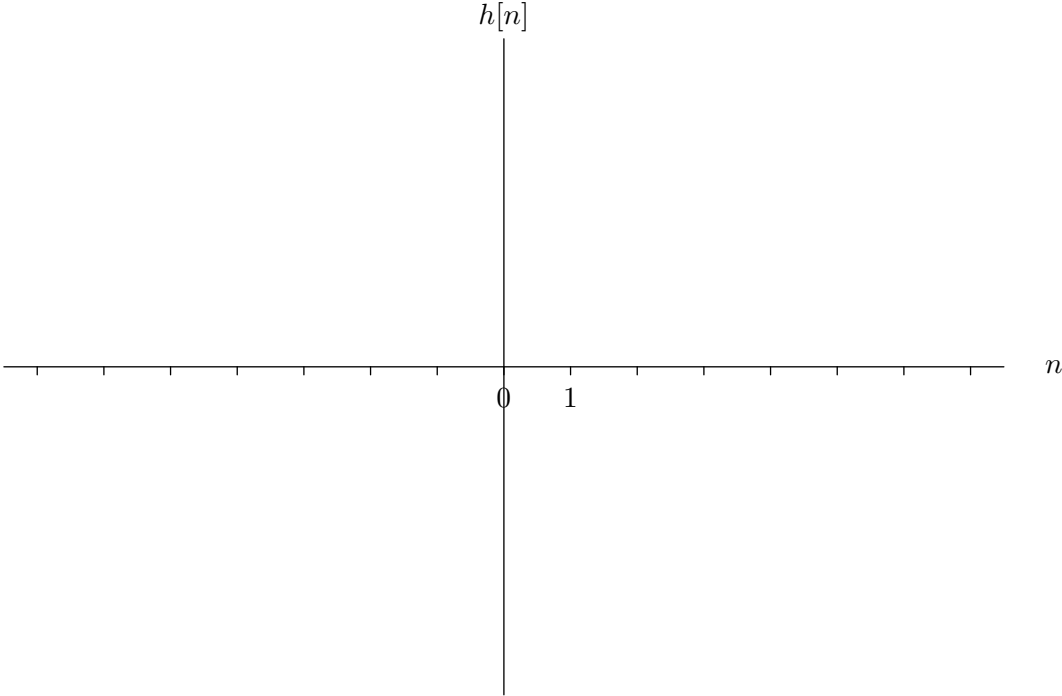
**3. Unit-Sample Response** [12 points]

Let  $H(e^{j\Omega})$  represent the frequency response of a discrete-time system, where

$$H(e^{j\Omega}) = \begin{cases} 1 & \text{if } |\Omega| < \frac{\pi}{2} \\ 0 & \text{if } \frac{\pi}{2} < |\Omega| < \frac{3\pi}{2} \end{cases}$$

and  $H(e^{j\Omega})$  is periodic in  $\Omega$  with period  $2\pi$ .

Determine the unit-sample response  $h[n]$  and sketch its values on the following axes.



Clearly label the values for  $-7 \leq n \leq 7$ .



**4. Discrete-Time Response** [12 points]

Let  $H(e^{j\Omega})$  represent the frequency response of a discrete-time system, where

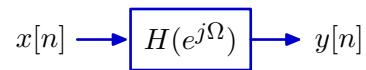
$$H(e^{j\Omega}) = \begin{cases} 1 & \text{if } |\Omega| < \frac{\pi}{2} \\ 0 & \text{if } \frac{\pi}{2} < |\Omega| < \frac{3\pi}{2} \end{cases}$$

and  $H(e^{j\Omega})$  is periodic in  $\Omega$  with period  $2\pi$ .

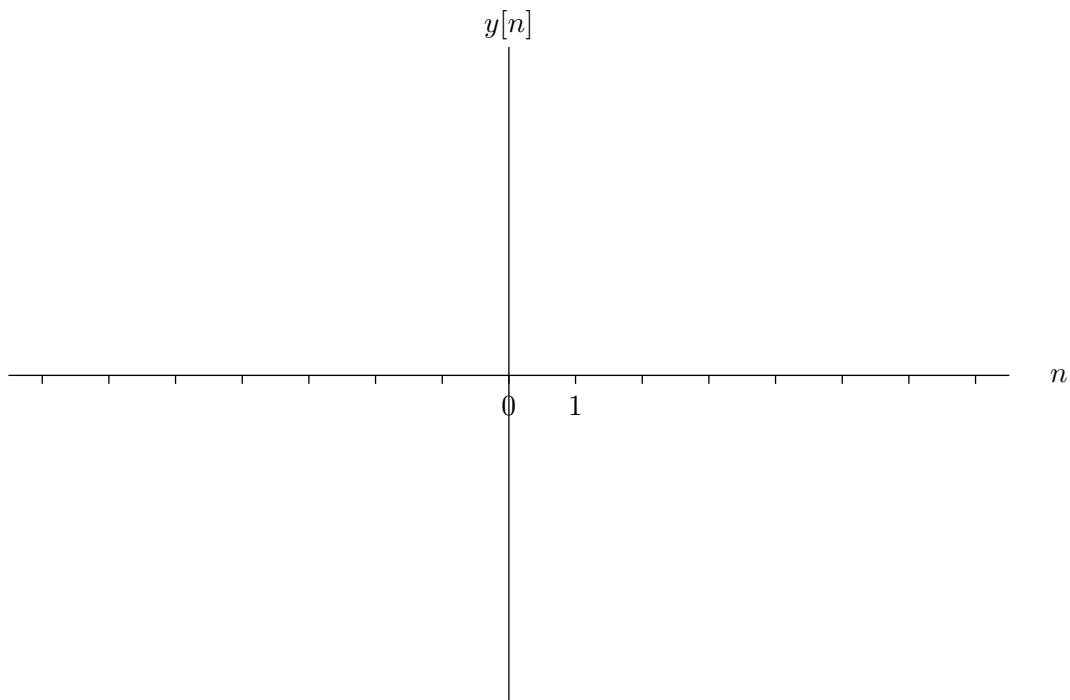
Determine the response  $y[n]$  when the input  $x[n]$  is

$$x[n] = \begin{cases} 1 & \text{if } n = 0 \\ 0 & \text{if } n = 1 \text{ or } n = 2 \end{cases}$$

and  $x[n]$  is periodic so that  $x[n] = x[n + 3]$  for all  $n$ .



Sketch the values of  $y[n]$  for  $-7 \leq n \leq 7$



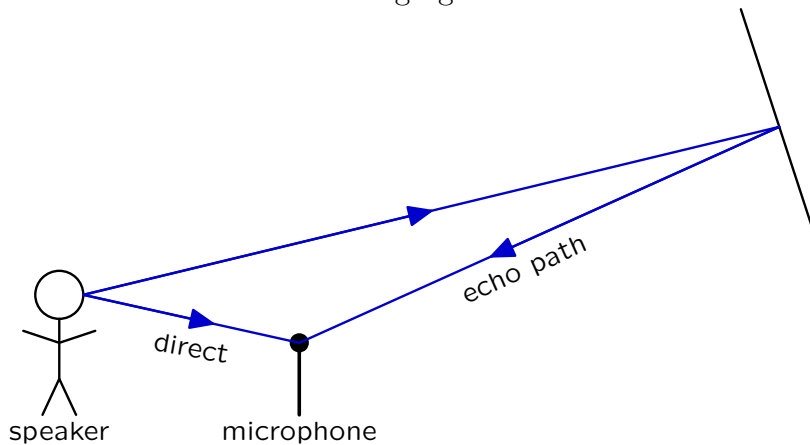
and label your results.





**5. Echo** [26 points]

Assume that a single echo interferes with a speaker's voice that is being recorded by a microphone as illustrated in the following figure.

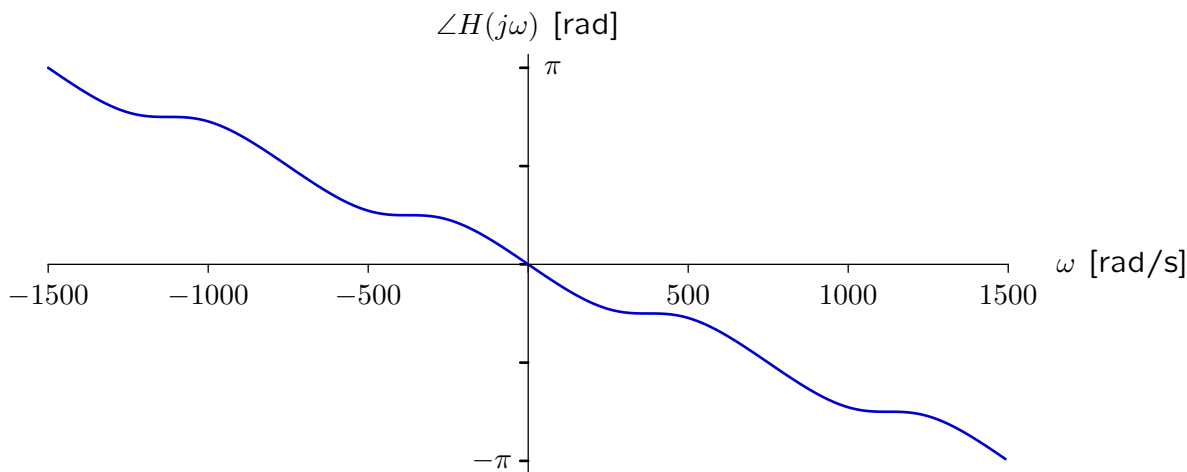
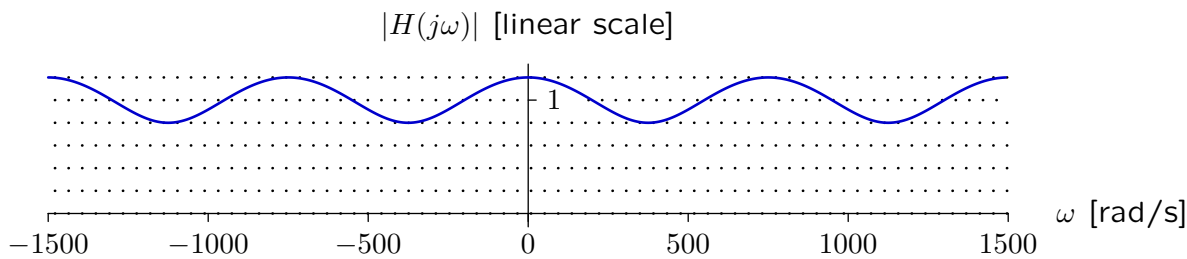


We can represent this recording situation as a linear, time-invariant system, with the speaker's voice as the input and the recorded microphone signal as the output. Assume that the impulse response of this system is

$$h(t) = \delta(t - T_1) + \epsilon \delta(t - T_2)$$

where  $T_1$  represents that delay of the direct path from speaker to microphone,  $T_2$  represents that delay through the echo path, and  $\epsilon$  represents the amplitude of the echo. The amplitude of the direct path is taken as 1.

The following plots show that magnitude and angle of the frequency response of this system, for  $|\omega| < 1500$  rad/s.



Determine numerical expressions for  $T_1$ ,  $T_2$ , and  $\epsilon$ .

$T_1 =$

$T_2 =$

$\epsilon =$





