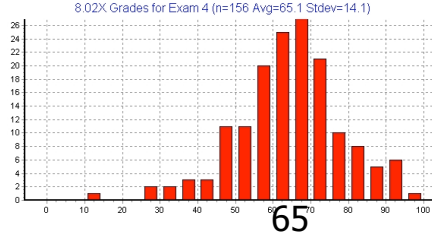
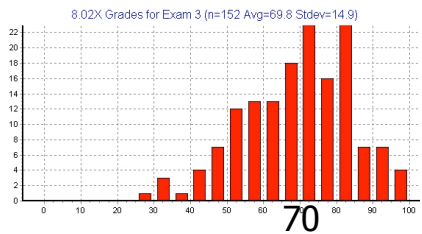
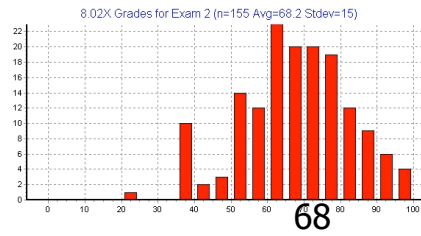
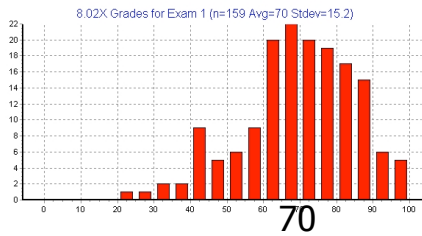


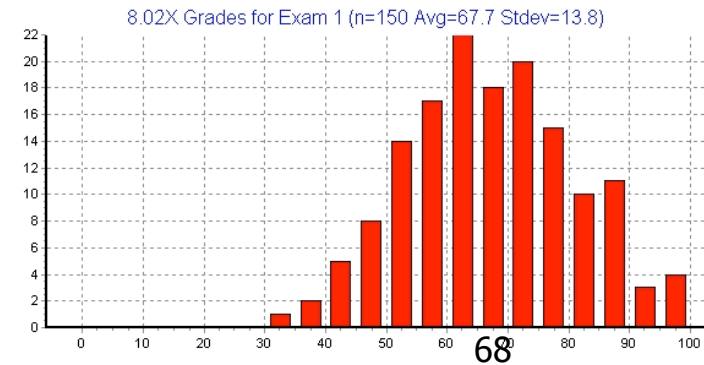
Quiz 1 2004 Quiz Grades Quiz 2



Feb 23 2005 **Quiz 3** web.mit.edu/8.02x/www

Quiz 4

2005 Quiz 1



- Quiz wasn't easy
 - Future quizzes will be same difficulty
- Feb 23 2005 web.mit.edu/8.02x/www

FAQs

- There is **no "passing grade"** for individual quizzes
- We will sum up all points for quizzes, psets, MP, check-off.
 - Quizzes 60%, psets 20%, MP 10%, check-off 10% of final grade
- C/D boundary will be in the low 60's of possible points
- A/B ~ mid 80s, B/C mid 70s
- If your score is significantly below 60%, **act now!**