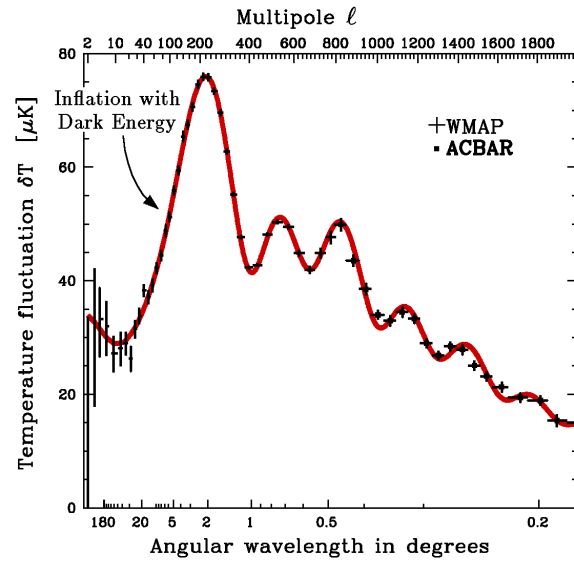


8.286 Lecture 23 (The Last!)
December 10, 2013

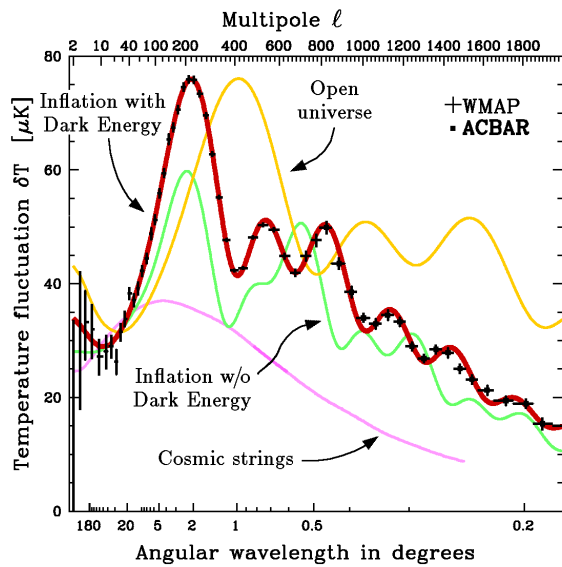
INFLATION



**CMB:
Comparison
of Theory
and
Experiment**



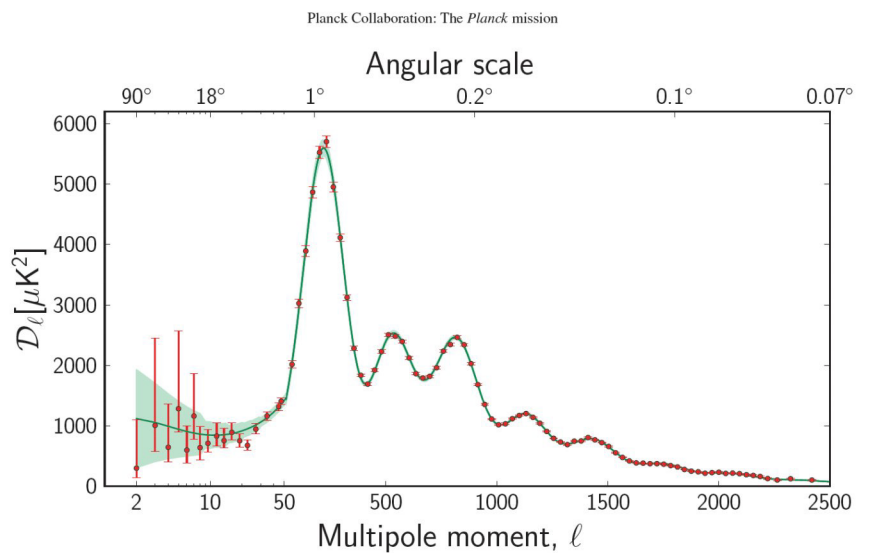
Graph by Max Tegmark,
for A. Guth & D. Kaiser,
Science 307, 884
(Feb 11, 2005), updated
to include WMAP
7-year data.



**CMB:
Comparison
of Theory
and
Experiment**



Graph by Max Tegmark,
for A. Guth & D. Kaiser,
Science 307, 884
(Feb 11, 2005), updated
to include WMAP
7-year data.



Planck Collaboration: The *Planck* mission

Angular scale

Multipole moment, ℓ