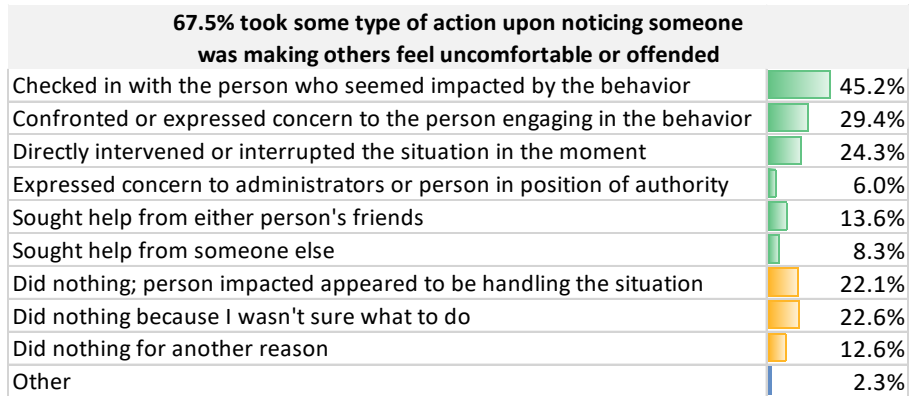


# MIT 2019 AAU Campus Climate Survey on Sexual Misconduct: Bystander Behavior Upon Witnessing Sexual Assault or Other Sexual Misconduct

The survey included questions about four different situations students may have witnessed related to sexual assault or other misconduct since they have been students at MIT, and what action(s) they took, if any.

## Sexual Comments

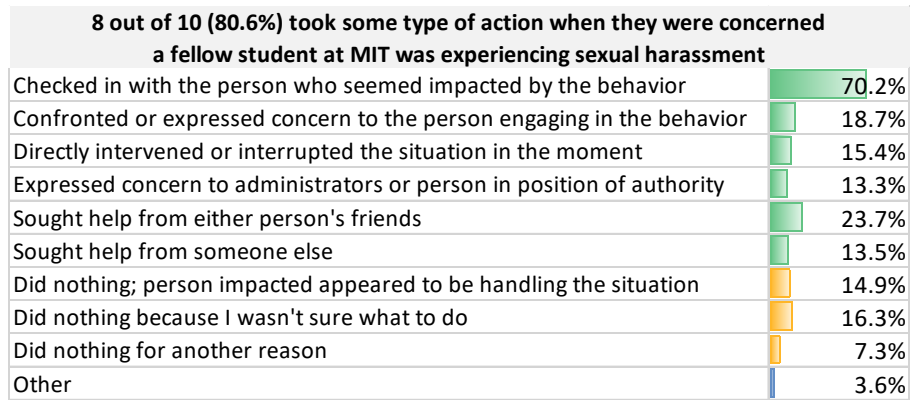
Since you have been a student at MIT, have you noticed someone at MIT making inappropriate sexual comments about someone else's appearance, sharing unwanted sexual images, or otherwise acting in a sexual way that you believed was making others feel uncomfortable or offended? Overall, 21.2% of students indicated they noticed this type of incident. Among these, 67.5% took some type of action, with 40.7% who directly intervened or interrupted the situation, or confronted or expressed concern to the person engaging in the behavior.



Note: column total exceeds 100%; students were instructed to mark all that apply.

## Sexual Harassment

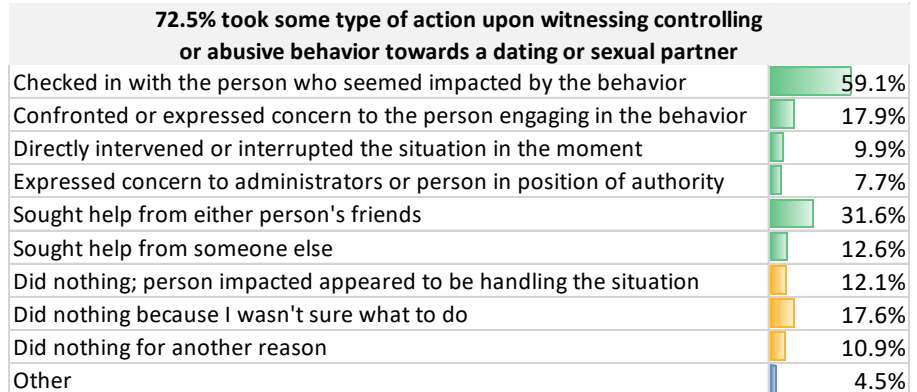
Since you have been a student at MIT, have you witnessed a pattern of ongoing sexual comments or behaviors that made you concerned that a fellow student at MIT was experiencing sexual harassment? Overall, 6.0% of students indicated they witnessed this type of incident. Among those who witnessed this type of incident, 80.6% took some type of action, with 26.2% who directly intervened or interrupted the situation, or confronted or expressed concern to the person engaging in the behavior.



Note: column total exceeds 100%; students were instructed to mark all that apply.

## Controlling or Abusive to Partner

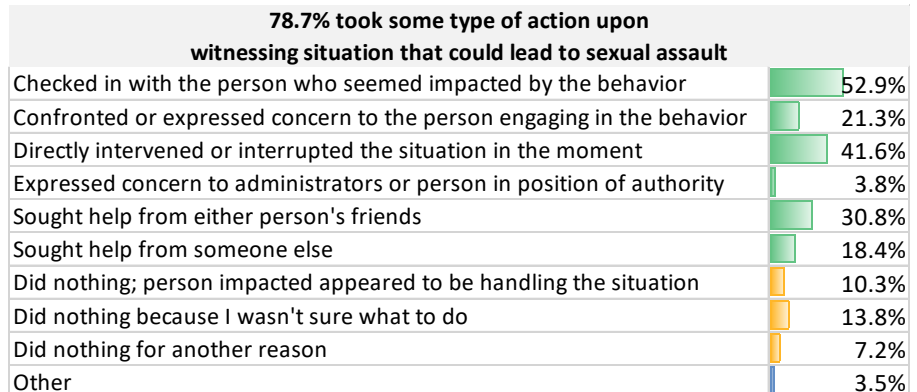
Since you have been a student at MIT, have you witnessed someone at MIT behaving in a controlling or abusive way towards a dating or sexual partner? Overall, 9.9% of students indicated that they witnessed such an incident. Among those who witnessed this type of incident, 72.5% took some type of action, with 22.5% who directly intervened or interrupted the situation, or confronted or expressed concern to the person engaging in the behavior.



Note: column total exceeds 100%; students were instructed to mark all that apply.

## Sexual Assault

Since you have been a student at MIT, have you witnessed a situation that you believed could have led to a sexual assault? Overall, 9.4% of students indicated that they witnessed such an incident. Among those who witnessed this type of incident, 78.7% took some type of action, with 48.4% who directly intervened or interrupted the situation, or confronted or expressed concern to the person engaging in the behavior.



Note: column total exceeds 100%; students were instructed to mark all that apply.



# MIT 2019 AAU Campus Climate Survey on Sexual Misconduct: Bystander Behavior Upon Witnessing Sexual Assault or Other Sexual Misconduct

## 2019 AAU Aggregate as Reference

AAU Aggregate 2019 Actions taken upon witnessing or noticing behavior	Offensive sexual comments	Possible sexual harassment	Controlling or abusive towards sexual partner	Situation may have led to a sexual assault
Checked in with the person who seemed impacted by the behavior	46.8%	63.9%	61.6%	50.3%
Confronted or expressed concern to the person engaging in the behavior	25.6%	20.4%	20.5%	21.3%
Directly intervened or interrupted the situation in the moment	23.1%	19.9%	13.5%	37.0%
Expressed concern to administrators or person in position of authority	5.0%	10.0%	3.6%	3.0%
Sought help from either person's friends	12.2%	20.0%	29.0%	27.5%
Sought help from someone else	7.7%	11.8%	10.7%	13.5%
Did nothing; person impacted appeared to be handling the situation	17.6%	12.8%	11.1%	10.8%
Did nothing because I wasn't sure what to do	20.4%	13.5%	14.4%	14.0%
Did nothing for another reason	12.9%	9.1%	11.7%	9.1%
Other	3.5%	4.2%	3.9%	3.4%

Note: column total exceeds 100%; students were instructed to mark all that apply.

## Comparing to CASA 2014

The bystander behavior results from MIT's 2014 Community Attitudes on Sexual Assault (CASA) survey are not comparable to those from the AAU 2019 survey because the questions in the two surveys were different. The same holds true for the AAU 2015 and 2019 surveys; the section on bystander behavior was revised to reflect feedback from the AAU survey design team and campus experts who help design training programs.

