
Environmental NGOs in Central and Eastern Europe

Summary of Survey Findings,
2007

JoAnn Carmin
Elizabeth Albright
Rachel Healy
Tegin Teich

Environmental NGOs in Central and Eastern Europe

Summary of Survey Findings, 2007

JoAnn Carmin
Elizabeth Albright
Rachel Healy
Tegin Teich

Acknowledgements

This report is the result of a cooperative effort between the Department of Urban Studies and Planning (DUSP) at Massachusetts Institute of Technology (MIT) and the NGO Support Programme of the Regional Environmental Center for Central and Eastern Europe (REC).

We are grateful to Robert Atkinson, Richard Filcak, and Todd Schenk of the REC for the ongoing support they provided through all phases of this project. In addition, we thank Duncan Kincaid and Phillip Thompson of DUSP Computer Resource Network for technical support, Jagruti Patel of MIT Survey Services for technical guidance, Paul Hull for survey server administration, Kara Reeve and Erin Graves for help compiling the survey sampling frame, Anh Bui Phuong for assisting with statistical analysis, and Susan Delaney, Xenia Kumph, Janine Marchese, and Karen Yegian for providing administrative support.

The web survey benefited from the assistance of Masa Masahiro who worked on design and format and Marissa Cheng, Ben Dookchitra, Lindsay Germain and Miguel Paredes who prepared the foreign language versions for posting on-line. We also thank Jurgita Abromaviciute, Erzsebet Aszalos, Linda Austere, Barbara Hicks, Albin Keuc, Radka Kretinska, Jolanta Manska, Katarzyna Puchala, Magdalena Reib, Andres Sevtsuk, Rita Szantho, Kaidi Tingas, Kristina Villimaite, and the REC Country Offices for their input on the project and assistance with translation.

The survey and the findings presented in this report are based upon work supported by the United States National Science Foundation under Grant #0516039. Any opinions, findings, and conclusions or recommendations expressed in this material are those of the authors and do not necessarily reflect the views of the National Science Foundation.

Last, but not least, we are deeply grateful to all those individuals and organizations that participated in this research.

Foreword

In October 1991 I was among group of Central and East European NGO activists who met on Vitosha Mountain in Bulgaria to participate in a conference entitled: *Ecology, Politics and Environmental NGOs in Central and Eastern Europe*. The aim of that conference was to evaluate the current situation of NGOs in the region.

One of the key features of this three-day meeting was a written statement from the assembled activists on the features of Central and East European society, the foreseen role for NGOs, and their needs for development support and international cooperation. In part, the statement gave recognition to the role of NGOs in affecting the political changes of the late eighties and the realization that further development of the sector was needed to cope with the new challenges facing the transition societies.

In those heady days we felt there was a pressing need for the development of environmental concerns in society and that the transition was an opportunity to develop a more sustainable future. It was also apparent that the nascent NGO community should be an important catalyst of this. While NGOs were seen as central actors at that time, I wondered, what kind of NGO sector would develop? What sort of movement would we need half a generation later?

This MIT survey and summary report goes some way toward answering the first question. By demonstrating the current set up and workings of environmental NGOs in the region, it tells us what sort of sector has developed to this point. Its particular focus on the new Member States of the European Union makes it particularly pertinent, as the changes in funding and political and development issues have been transformed by accession. In some ways the results presented are sobering when we consider the numbers of groups that are weakly supported or financed. However, the generally high levels of membership and organization-reported stability and success may be pointers to the continued relevance and influence of the environmental movement.

In the statement from Vitosha in 1991, it was expressed that supporters of NGOs “need to investigate the real situation of environmental NGOs in Central and Eastern Europe, before making decisions.” That sentiment still holds true today. While the 2007 survey can not answer the second question about the kind of movement we need, the data offers us insight into the “real situation.” This information points us to trends that we can use to draw our own conclusions about the ‘health’ of environmental civil society, organizations, and movements and about the steps that need to be taken to foster the kind of movement we hope to see in the future.

Robert Atkinson
Director for Civil Initiatives

Szentendre, Hungary July 2008

Table of Contents

Acknowledgements	ii
Forward	iii
Introduction	1
Central and East European Regional Overview	4
Czech Republic	8
Estonia	11
Hungary	14
Latvia	17
Lithuania	20
Poland	23
Slovakia	26
Slovenia	29
Appendix I: Explanation of Target Categories	32
Appendix II: Explanation of Funding Categories	33
Appendix II: Explanation of Factor Analysis	34

Introduction

When state socialism fell across Central and Eastern Europe (CEE), countries in the region began making the transition to democratic systems of governance and free market economies. Civil society actors – ranging from dissidents to clandestine groups to nascent independent associations to the general public – were seen as integral to promoting these transformations. Their activities, and in most cases the relative ease of regime change, increased the visibility of civil society and took ideas about the role these actors could play in building and sustaining democracy from academic circles into public discourse.

In some countries, environmental degradation was a longstanding concern of the general population and served as a means through which individuals expressed their dissatisfaction not only with environmental quality, but with the policies and activities of the former regimes. For instance, in the former Czechoslovakia, as well as in Hungary and Poland, members of nature protection associations observed firsthand the changes taking place in the land, and they and participants in newly forming environmental groups staged protests to express their concerns. When the regimes fell, it was anticipated that one of the ways that democracy would be realized was through widespread participation in decision-making. Since remediating past environmental damage ranked high on most political agendas, it was a natural progression to expect that civil society actors would be integral in the creation and implementation of environmental policies.

The desire to improve environmental conditions, the emergence of numerous independent environmental organizations, and the political importance of environmental issues all served as catalysts for organizations to find ways to network with each other and ensure that they were accessible to donors and governments. This need was partially addressed with the production of a regional directory of environmental nongovernmental organizations (ENGOS).

The initial directory was produced by the Institute for European Environmental Policy in 1992. The Regional Environmental Center (REC) assumed responsibility for this effort in 1994 and then followed with updates in 1997 and 2001. All of these directories were based on an organizational survey. Therefore, they not only provided contact and descriptive information about each ENGO that responded to the questionnaire, but also summaries of country and regional trends. While the early versions of the directories were only available in hard copy, in 2001, the REC made organizational contact information available through an online database. In keeping with the times, the 2007 survey and report are only available online. A database maintained by the REC continues to provide access to the contact information for the participating ENGOS while this report provides an overview of trends at the country and regional levels.

Survey Methods

To understand developments and update the directory of ENGOS in CEE, an online survey was conducted in the Czech Republic, Estonia, Hungary, Latvia, Lithuania, Poland, Slovakia, and Slovenia. To participate in the survey, organizations had to meet two screening criteria. First, their primary work and activities had to be related to environmental quality, environmental protection, conservation or preservation of natural resources, protected areas, or biodiversity, environmental stewardship, environmental health, or environmental justice. Second, they had to be a nonprofit, nongovernmental organization. All government agencies and private corporations were excluded from participating in the survey as were nonprofit industry associations and foundations that did not directly engage in environmental activities.

To locate organizations that met these criteria, a database was derived from lists of organizations maintained by the REC, by national umbrella organizations, and by Ministries in each country. The preliminary lists were reviewed by REC country offices to ascertain whether they were accurate and comprehensive and to remove names of organizations that were known to be defunct or that did not meet the criteria for inclusion.

All of the organizations for which we were able to obtain email addresses received a message alerting them to the upcoming survey and inviting them to register to participate. The message directed them to a dedicated website where they were told the two criteria for participation. If they believed they met

these criteria, they were invited to indicate the name and e-mail address of the person who would serve as the respondent for their organization. The form also allowed them to opt out of the survey and asked them to indicate their reason for doing so. This preliminary inquiry made it possible to target organizations that met the two criteria and to identify an individual who would be responsible for answering the questionnaire.

All organizations remaining in the database after this initial contact inquiry received an e-mail message – both in the primary language of the country and in English - that contained a link to the survey homepage. Upon entering the survey site, respondents were again asked to verify that they represented a nonprofit, nongovernmental organization that primarily worked on environmental issues. Those that did not meet the criteria were denied access to the survey while those that satisfied them were automatically sent to the questionnaire. Three e-mail reminders and one final notice were sent to those organizations that had not responded.

Chapters and Explanation of Data

A total of 838 organizations, or 60% of the ENGOs contacted, participated in the survey. The results of the survey are reported first for the region overall, followed by chapters that summarize of individual countries. Each chapter that follows summarizes the response rate, average staffing, median membership levels, financial status, activities, cooperative relationships, and reported success. In a number of instances, the 2007 survey results are compared with those from 2001.

Most of the categories of information reported in the chapters are self-explanatory and follow those used in the past by the REC. There are, however, a number of instances where this directory deviates from previous protocols and that are important for interpreting results. First, the survey asked ENGOs to indicate the date when they were founded and these dates are presented as ranges. To assess trends in founding pre and post state-socialism, the base category reported for countries is varied to reflect the date of national independence. Specifically, 1989 is the baseline date for the Czech Republic, Hungary, Poland, and Slovakia and 1991 is the date for Estonia, Latvia, Lithuania, and Slovenia. The upper dates also vary by country to reflect the most recent date that ENGOs from that country indicated being founded.

The second difference is the way in which staff, members, and volunteers were calculated. Previous REC directories took the sum of individual staff, members, and volunteers and showed the average across all organizations. For instance, for staff, this was estimated as: Total number of staff/ Total number of organizations participating in the survey. To provide a more accurate view, this report shows the average for organizations that have staff, members, and volunteers. In other words, for staff, we estimated: Total number of staff/ Total number of organizations with staff.

A third difference was that we include an overview of the targets or intended beneficiaries of ENGO activity for each country. We asked a series of detailed questions and then aggregated these into the categories of government, corporations, and civil society. The elements of each category are summarized in Appendix 1.

Fourth, it was clear from the responses that organizations have different ideas about what constitutes membership. To ensure consistency, members were defined as individuals who either volunteered with the organization, participated in activities sponsored by the organization, or paid dues to the organizations. Only organizations that have more than 15 members were considered membership organizations.

The fifth issue of note pertains to funding. Only the primary funding sources of funding – defined as instances where ENGOs received 50% or more of their funding from a given donor – are reported. The information obtained about funding was highly detailed. To facilitate ease of reporting the results, the categories are aggregated. The categories of funding used in this report are summarized in Appendix II.

Previous REC surveys offered respondents a wide range of response choices about their activities. This survey followed suit. However, we found that the most frequent activities that the ENGOs reported, such as maintaining a website or producing a newsletter, were not indicative of their primary orientation or of approaches that characterize the sector overall. To better understand organizational

activities we used a factor analysis to identify natural groupings of the individual activity items. The six factors, or groupings of activities, identified by the analysis and reported in the chapters are: Information dissemination, Environmental management, Education and training, Community and civil society support, Policy analysis and advocacy, and Direct action. A summary of how individual activity items were grouped is shown in Appendix III.

Regional Trends

Over the years, the number of NGOs in the region has steadily increased. The survey suggests that the Czech Republic has the highest percentage of organizations founded under state socialism and that many of these have survived the transition. Overall, more than one-third of the NGOs in the region have been founded since 2000, with Latvia and Estonia having the highest percentage of NGOs founded since 1991. Environmental education and nature protection were ranked as the top two issues addressed in most countries, and in the top seven issues by all countries. The targets and beneficiaries of NGO activities are presented as categories. However, when they are disaggregated, community residents and local governments are the individual targets most frequently reported.

Disparities in income levels are present among organizations within the same country as well as across countries. The 2001 survey revealed that a small number of NGOs were receiving notably high levels of funding while the majority of organizations had little or no financial resources. In general, about 50% of the NGOs participating in the 2007 survey reported that their incomes are 10,000 EUR or less, while 7% of the organizations overall indicated that they had annual incomes above 250,000 EUR. As these trends suggest, the pattern identified in 2001 has been maintained as greater levels of financial support tend to be concentrated within a small subset of NGOs in most countries. Just as there are national trends in funding, there are important country variations. In particular, 78% of Estonian NGOs reported that their incomes were below 10,000 EUR. In contrast, approximately 68% of Lithuanian and Slovenian NGOs reported that they had annual incomes above this threshold.

A widely held view about NGOs in the region is that they are highly internationalized, relying on international donors for financial support and cultivating ties to transnational networks. The results indicate that, on average, the majority of NGOs (70%) rely on domestic governments as their primary funder while only a select group of organizations rely on foreign governments (18%), foreign foundations (27%), and the European Union (38%). Further, only NGOs in Lithuania, Latvia, and Poland ranked one or more of these funders as the source of 50% or more of their annual income. With respect to networks, NGOs in Lithuania and Slovenia are most likely to develop ties to international networks. Czech, Hungarian, and Slovenian NGOs tend to develop networks with their domestic peers, while those in Latvia, Poland, and Slovakia reported having relatively few network ties in either the international or domestic arenas.

A further view of NGOs in CEE is that they have become highly professionalized in the years since the fall of the state-socialist regimes. If professionalization is present, then it would be reflected in high numbers of paid staff and low levels of membership, volunteerism, and direct action. In general, NGOs with higher levels of income tend to be the ones that have more paid staff, no members, and pursue policy-related activities. However, while these types of NGOs conform to visions of professionalization, they are just one of many different types of organizations in the region. For instance, over half of the NGOs region-wide indicated that they have memberships and more than three-quarters of the organizations rely on the support of volunteers. Direct action takes place with the lowest degree of frequency, but 39% of the NGOs reported that they use this approach.

The survey responses indicated that rather than conform to a single pattern, the region is host to diverse types of NGOs. Some are highly professionalized and engage in the policy process. Others have attributes that are more closely aligned with the types of nature conservation associations that were active under state socialism, including a reliance on volunteers, a focus on nature protection and environmental education, and an ability to pursue their activities with limited resources. Still other NGOs have an activist orientation and vary in their degrees of formalization. Some may regard diversity in the types of organizations identified in the survey as evidence that attempts to build civil society in the region have failed. However, variation also can be viewed as evidence that these organizations are filling a variety of functions – from policy, to advocacy, to building social capital – while promoting environmental protection.

Central and East European Regional Overview

Survey response			
Number of completed questionnaires	838		
Response rate (% returned of total distributed)	60%		
Percent of ENGOs formally registered	98%		
Membership			
Percent of organizations with members	55%		
Median number of members (in ENGOs with members)	50		
Staff and volunteers			
Percent of ENGOs with staff	48%		
Average number of full-time paid staff	5		
Average number of part-time paid staff	3		
Percent of organizations with volunteers	87%		
Average number of volunteers	81		
Primary sources of funding		Sectors targeted	
Domestic government	40%	Civil Society	97%
Dues and individual contributions	27%	Government	77%
European Union	16%	Corporations	25%
Annual income		Top ranked issues	
Above 750,000 EUR	1%	Environmental education	74%
250,001 - 750,000 EUR	6%	Nature protection	70%
50,001 - 250,000 EUR	17%	Access to information	61%
10,001 – 50,000 EUR	22%	Biodiversity preservation	54%
1,001 - 10,000 EUR	25%	Sustainable development	45%
0 - 1,000 EUR	19%	Habitat protection	43%
No income	11%	Public participation	39%
Activities			
Information dissemination		88%	
Environmental management		77%	
Education and training		76%	
Community and civil society support		64%	
Policy advocacy		58%	
Direct action		39%	
Orientation of activity			
Local		95%	
National		60%	
International		24%	

Survey Response

A total of 838 ENGOs from across the region participated in the 2007 survey, resulting in a 60% response rate. Of the responding organizations, 710 (85%) elected to provide their contact information for the REC Directory while the remainder chose to remain anonymous.

Organizational Characteristics and Capacity

Eighty-three percent of the responding organizations are national ENGOs and an additional 10% are local chapters of national ENGOs. Organizations that are either headquarters or chapters of international ENGOs comprise 5% of those that participated. Ninety-eight percent of the respondents are registered with their national governments. The founding dates of the organizations range from 1853 to 2006 (see Figure 1). Overall, 84% reported that they were founded after 1989.

In the years after the fall of state-socialism, many organizations were concerned about being able to generate and sustain memberships. Despite these concerns, the majority of ENGOs (55%) indicated that they have individual members and most of these membership organizations (81%) were founded after 1989. Although membership is relatively common, the number of members is highly variable, ranging from under 20 to as many as 52,000. The average number of members is 558, but it is important to put this in perspective as approximately half of the ENGOs indicate that they have less than 50 individual members.

About half (48%) of ENGOs reported that they are staffed by paid, full-time or part-time employees. Of these, the average number of full-time employees is five and the average number of part-time employees is three. A higher percentage (87%) reported that they are supported by unpaid volunteers. Among this group, three-quarters indicated that there are fewer than 25 volunteers and one organization reported having over 10,000 volunteers. In general, it appears that the tradition of volunteerism has remained strong in the sector as more than half of the ENGOs with volunteers were founded after 1989. These organizations primarily engage in conservation-related activities, such as animal husbandry, biodiversity protection, environmental education, habitat protection, natural resource management, and nature protection.

Financial Stability and Funding

As indicated in Figure 2, 44% of the participating ENGOs reported that their financial stability is about the same now as it was two years ago while just over one-third (35%) indicated that it has improved.

Figure 2: Level of stability of Central and East European ENGOs compared to two years ago

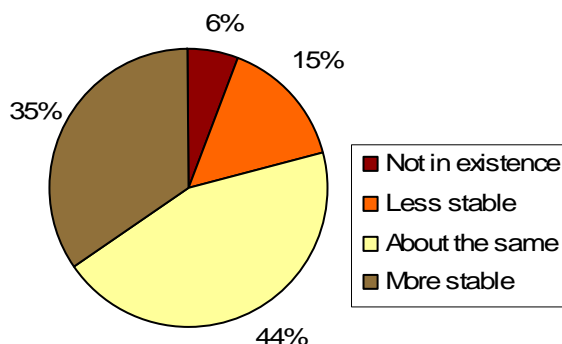
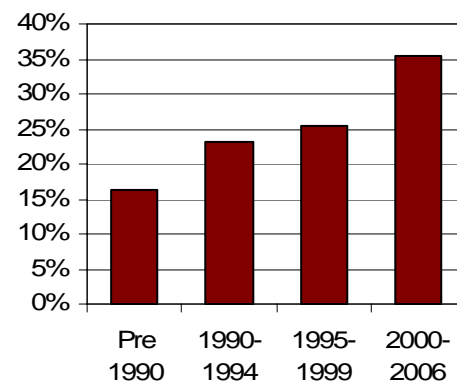


Figure 1: Founding dates of Central and East European ENGOs

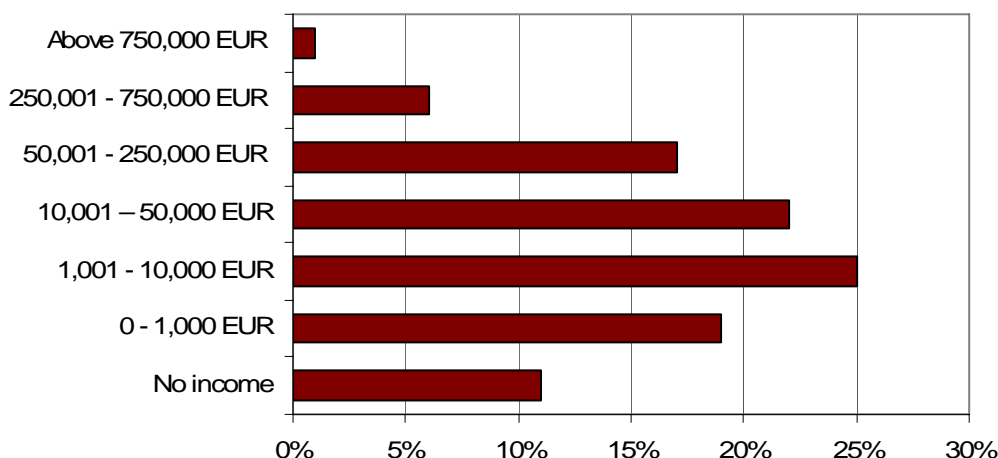


Incomes of ENGOs range from none to above 750,000 EUR. As indicated in Figure 3, more than 75% of the organizations have incomes that are below 50,000 EUR and 55% have incomes that are below 10,000 EUR. While the most frequent income range was 1,001 to 10,000 EUR (25%), 19% have an income between 0 and 1,000 EUR and 11% have no income at all.

The primary source of income most frequently cited by ENGOs across the region is domestic government/public sector grants or donations (40%). Approximately

27% of the ENGOs reported that their primary source of income came from membership dues or supporter contributions while 16% indicated that they primarily rely on grants from the European Union to support their work.

Figure 3: Incomes of Central and East European ENGOs



Environmental Issues and Activities

The questionnaire presented the ENGOs with a comprehensive list of environmental issues and asked them to indicate all that they worked on in the previous two years. The top three issues addressed by the CEE ENGOs were environmental education (74%), nature protection (70%), and access to environmental information (61%). In general, the majority of respondents also indicated that their activities focus on conservation and information dissemination, although a notable number of ENGOs reported that they engage in activities related to sustainable development (45%) and public participation (39%).

As the information in the summary table suggests, the majority of ENGOs across the region rely on a wide range of activities to address environmental issues and pursue their goals. The highest ranked form of activity is information dissemination (88%). The most common means of dissemination are providing information to the press (60%) and maintaining websites (60%). Environmental management (77%) and education and training (76%) are the second and third most highly ranked categories of activity. As part of their education and training work, 56% of the ENGOs reported that they often speak at schools and community meetings. More than half of the ENGOs also engage in activities related to community and civil society support (64%) and policy advocacy (58%) while fewer (39%) reported that they engage in any form of direct action.

At least a portion of the work performed by most ENGOs (95%) is oriented to the local level. More specifically, 87% of the organizations indicated that they focus their efforts toward local community residents while 67% work with or engage local governments in some way. In addition, 60% of the organizations reported that their work is directed toward the national level, including the national government, domestic regional bodies, or corporations working within their country. Approximately one-quarter (24%) of the organizations dedicate at least some of their efforts toward the international arena.

Most CEE ENGOs target multiple sectors. Overall, the majority of ENGOs (97%) indicated that civil society, which was defined to include the media, environmental organizations, and local community residents, are the targets or beneficiaries of their efforts. Local, national, regional, and international government bodies are targeted by 77% of the ENGOs while corporations and corporate activities are only targeted by one quarter of the organizations. Of the individual targets with the highest rankings, local community residents are targets or beneficiaries for 70% of the ENGOs and local governments for 54%. At the other end of the spectrum, international corporations and governments are rarely the focus of organizational efforts (.05%).

Cooperation

Over half (54%) of the ENGOs reported that they affiliate with informal networks and use these relationships as a means to share information, develop strategies, or coordinate activities. Slightly less than half (49%) have a formal affiliation with networks and umbrella organizations within their home countries. A slightly greater percentage of ENGOs that participate in umbrella organizations beyond their national borders do so at the international level (18%) relative to those that participate in umbrella organizations at the CEE (9%) or European (16%) levels. Approximately one-third of the ENGOs that participated in the survey affiliate with or participate in coalitions composed entirely of environmental organizations. A similar number (30%) participate in coalitions comprised of both environmental and other types of nongovernmental organizations (30%).

Success

The survey asked the ENGOs a series of questions about how they perceive their level of success over the previous two years. The majority (56%) indicated that they achieved their stated goals while an even higher percentage (72%) said that their activities made an important contribution to society. In contrast, 10% reported that they were unable to achieve their goals and 8% believed they were unable to make a significant contribution. With respect to the specific types of impacts they are having, 63% of the ENGOs indicated that their activities are enhancing the protection of nature and natural areas. About half (52%) claimed success at increasing environmental knowledge and about one-third (34%) indicated that they have been successful at raising environmental awareness at the national level. In addition, half (50%) of the ENGOs reported that their activities led to improvements in environmental quality, while slightly less than one-quarter (20%) indicated that their efforts lead to tougher enforcement of environmental standards and regulations.

Czech Republic

Survey response			
Number of completed questionnaires		206	
Response rate (% returned of total distributed)		56%	
Percent of ENGOs formally registered		99.5%	
Membership			
Percent of organizations with members		56%	
Median number of members (in ENGOs with members)		40	
Staff and volunteers			
Percent of ENGOs with staff		47%	
Average number of full-time paid staff		6	
Average number of part-time paid staff		5	
Percent of organizations with volunteers		85%	
Average number of volunteers		83	
Primary sources of funding		Sectors targeted	
Domestic government	41%	Civil Society	96%
Sales and rentals	23%	Government	82%
Dues and individual contributions	21%	Corporations	15%
Annual income		Top ranked issues	
Above 750,000 EUR	1%	Nature protection	78%
250,001 - 750,000 EUR	8%	Environmental education	72%
50,001 - 250,000 EUR	18%	Access to information	63%
10,001 – 50,000 EUR	24%	Biodiversity preservation	54%
1,001 - 10,000 EUR	23%	Sustainable development	40%
0 - 1,000 EUR	18%	Habitat protection	39%
No income	9%	Outdoor activities	38%
Activities			
Environmental management		85%	
Information dissemination		80%	
Education and training		65%	
Community and civil society support		54%	
Policy advocacy		45%	
Direct action		20%	
Orientation of activity			
Local		96%	
National		66%	
International		16%	

Survey Response

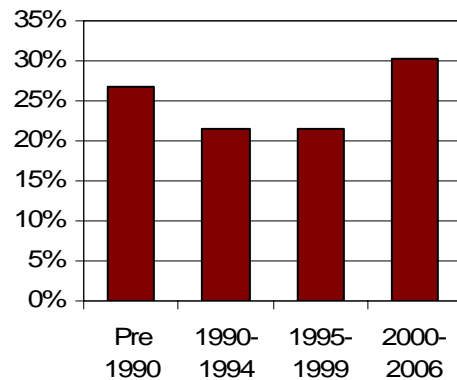
206 Czech ENGOS responded to the 2007 survey. This reflects a response rate of 56%. Nearly all of these organizations are formally registered with the Czech government.

Organizational Characteristics and Capacity

The founding dates of the Czech ENGOS range from 1888 to 2006 (see Figure 4). Seventy-three percent of the organizations were founded after 1989 and over 30% were established in 2000 or in subsequent years. While the majority of organizations were established after the fall of state-socialism, the Czech Republic is the country with the greatest number of active ENGOS founded under the former regime (27%). Most organizations are national ENGOS (70%) while the remainder are local chapters of a national ENGO (25%), or headquarters or chapters of international ENGOS (3%).

To further their goals and support their activities, Czech ENGOS rely on a mix of paid-staff, volunteer, and membership support. More organizations rely on volunteers (85%) than maintain hired staff (47%). Of those organizations that support a paid staff, the average number of full-time employees is six and the average number of part-time employees is five. The highest number of paid, full-time employees is 28 and highest number of part-time employees is 100.

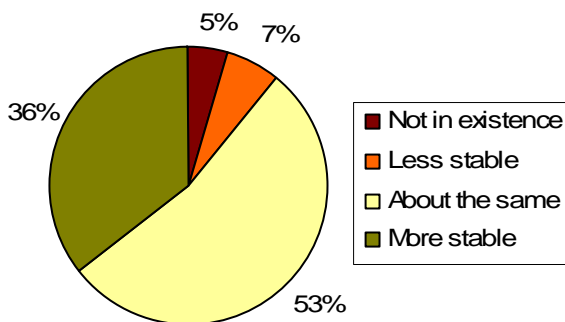
Figure 4: Founding dates of Czech ENGOS



Financial Stability and Funding

As indicated in Figure 5, the majority of Czech ENGOS reported that their financial stability is either improving or staying the same. Thirty-six percent of Czech ENGOS indicated that they are more stable now than they were two years ago and just over half (53%) reported their financial stability is about the same as it was two years ago.

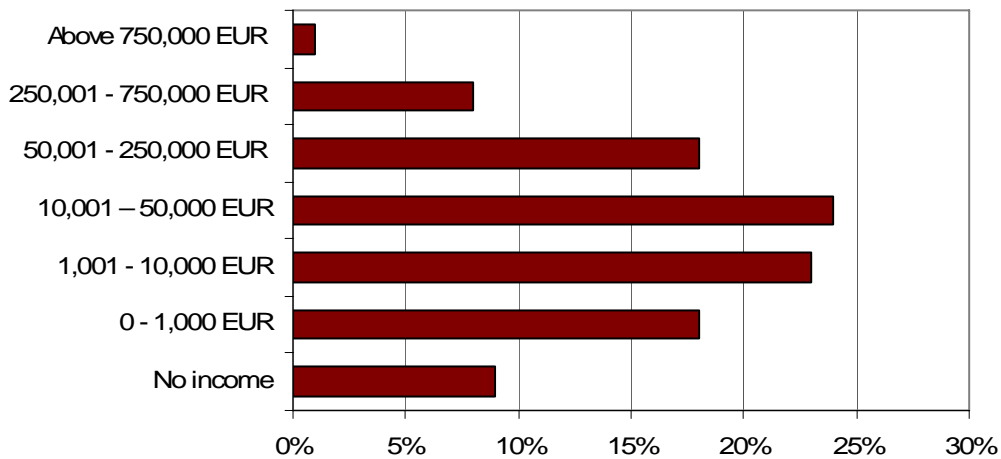
Figure 5: Level of stability of Czech ENGOS compared to two years ago



As Figure 6 suggests, approximately half of the ENGOS have annual incomes between 1,000 and 50,000 EUR, while approximately a quarter of the organizations have incomes greater than 50,000 EUR. The most frequent income range reported by the organizations is 10,000 to 50,000 EUR (24%).

The ENGOS reported that domestic government (41%) is their most frequent source of primary funding. This was also the most frequently cited source of funding in 2001. The second and third most frequent primary sources of funding are revenue from sales and rentals (23%) and membership dues and contributions (21%).

Figure 6: Incomes of Czech ENGOS



Environmental Issues and Activities

The top three issues addressed by Czech ENGOS are the protection of nature (78%), environmental education (72%), and access to environmental information (63%). This focus on education and information is similar to what was reported in 2001 when the top issues were nature protection, environmental education, and publications. However, it appears that some issues have declined in importance since 2001. Of note, 46% of ENGOS indicated that they worked on public participation in the 2001 survey, compared to 28% in 2007.

Czech ENGOS reported that environmental management (85%), followed by information dissemination (80%), are their most frequent activities. This ranking is the reverse of the region as a whole, where information dissemination is ranked highest. The remaining activities followed the same order of ranking as the region, but at consistently lower percentages.

Most Czech ENGOS (96%) orient at least some of their activities toward the local level, while 66% have national level targets, and 16% direct their efforts toward the international level. The vast majority of organizations (96%) target civil society actors including the media (57%), local community residents (89%), and environmental organizations (64%). A large percentage also target government bodies (82%).

Cooperation

Compared to other countries, Czech ENGOS have the highest rate (76%) of formal network affiliations and participation in domestic umbrella organizations in the region. While fewer participate in umbrella organizations or networks at the CEE (8%), European (13%), or international levels (13%), these rates are consistent with regional trends. Twenty-four percent participate in coalitions composed entirely of environmental organizations, while 19% participate in coalitions that are a mix of environmental and other types of organizations. Additionally, 28% engage in informal networks that share information, plan strategy, or coordinate activities. These responses suggest that the majority of Czech ENGOS work and network nationally, rather than developing international ties and affiliations.

Success

The survey explored ENGO success and impacts over the previous two years. Two-thirds indicated that they achieved their stated goals while 71% said that their activities made an important contribution to society. The ENGOS also reported that they have enhanced the protection of nature and natural areas (73%), increased environmental knowledge (47%), and raised environmental awareness at a national level (28%). In addition, approximately half (46%) of the ENGOS indicated that their activities have led to improvements in environmental quality and 15% reported that their efforts have encouraged tougher enforcement of environmental standards and regulations.

Estonia

Survey response			
Number of completed questionnaires	97		
Response rate (% returned of total distributed)	60%		
Percent of ENGOs formally registered	94%		
Membership			
Percent of organizations with members	41%		
Median number of members (in ENGOs with members)	30		
Staff and volunteers			
Percent of ENGOs with staff	37%		
Average number of full-time paid staff	4		
Average number of part-time paid staff	3		
Percent of organizations with volunteers	78%		
Average number of volunteers	11		
Primary sources of funding		Sectors targeted	
Domestic government	38%	Civil Society	97%
Dues and individual contributions	33%	Government	72%
Domestic foundations	20%	Corporations	27%
Annual income		Top ranked issues	
Above 750,000 EUR	0%	Environmental education	72%
250,001 - 750,000 EUR	4%	Nature protection	59%
50,001 - 250,000 EUR	9%	Biodiversity preservation	58%
10,001 – 50,000 EUR	8%	Access to information	45%
1,001 - 10,000 EUR	18%	Public participation	40%
0 - 1,000 EUR	31%	Sustainable development	40%
No income	29%	Tourism / ecotourism	38%
Activities			
Information dissemination		89%	
Education and training		69%	
Environmental management		68%	
Policy advocacy		62%	
Community and civil society support		51%	
Direct action		26%	
Orientation of activity			
Local		94%	
National		58%	
International		22%	

Survey Response

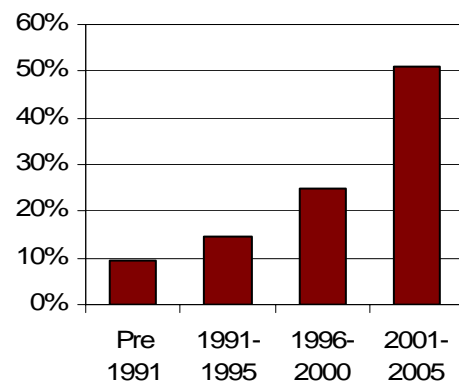
97 Estonian ENGOs responded to the 2007 REC survey. Sixty percent of all the organizations that were contacted about the survey responded, a response rate similar to that in the region as a whole. Ninety-four percent of the ENGOs that responded are formally registered with the Estonian government.

Organizational Characteristics and Capacity

Ninety percent of the responding organizations are national ENGOs and an additional 5% are either headquarters or chapters of international ENGOs. None of the organizations reported that they are local chapters of national ENGOs. Estonian ENGOs are relatively young (see Figure 7). Ninety-one percent of the organizations were founded from 1991 onward. Fifty-one percent of the ENGOs were founded between 2001 and 2005, making Estonia the country with the greatest percentage of organizations formed in recent years.

In Estonia, more organizations rely on volunteers (78%) than maintain a hired staff (37%) or have members (41%). While organizations are supported by each of these three groups in working to achieve their goals, overall, Estonian ENGOs have smaller staffs, fewer volunteers, and smaller memberships as compared to the region as a whole.

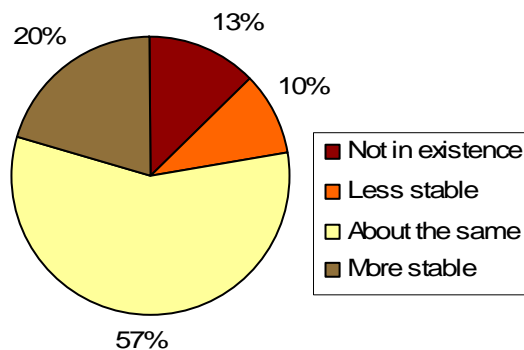
Figure 7: Founding dates of Estonian ENGOs



Financial Stability and Funding

The majority (57%) of Estonian ENGOs find themselves in the same financial situation as they did two years ago (see Figure 8). Twenty percent are more financially stable, and 13% were not in existence. The smallest percentage (10%) indicated that they are less stable.

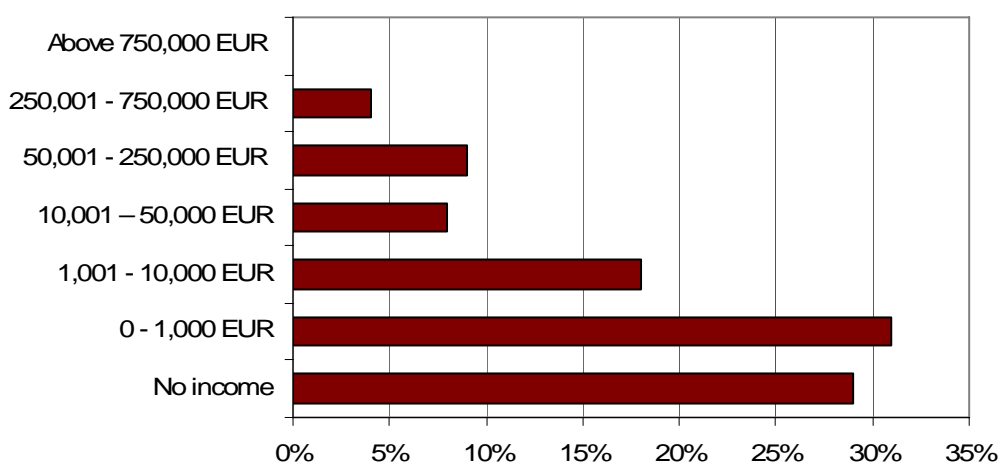
Figure 8: Level of stability of Estonian ENGOs compared to two years ago



Overall, Estonian ENGO incomes are relatively low in comparison to the rest of the region. As indicated in Figure 9, a total of 78% of the organizations reported that they operate with incomes of 10,000 EUR or less.

Thirty-eight percent of the organizations listed the Estonian government as their primary funder, followed by dues and individual contributions (33%) and domestic foundations (20%).

Figure 9: Incomes of Estonian ENGOs



Environmental Issues and Activities

While targeting civil society and to a lesser extent governments, Estonian ENGOs focus their efforts on environmental education (72%), nature protection (59%), and biodiversity preservation (58%). The focus on education and nature protection is similar to the survey results from 2001. However, some issues are now reported with less frequency than six years ago, most notably public participation and ecotourism.

The ENGOs reported engaging most frequently in activities related to information dissemination (89%), education and training (69%), and environmental management (68%). Activities focused on information dissemination include providing information to the press (67%), speaking at schools and community meetings (56%), and maintaining websites (54%). These activities are concentrated on spreading information, a strategy that was also reflected in the 2001 survey when the top activities were conferences/meetings, training, and information dissemination.

The responses suggest that most Estonian ENGOs (94%) focus at least some of their activities toward the local level. In addition, 58% aim their activities at targets and beneficiaries at the national level, while fewer (22%) direct their efforts toward the international level. The majority of organizations (97%) target civil society actors such as the media (39%) and local community residents (85%). A large percentage (72%) also target local, regional, and national government bodies. While corporations are less likely to be a target (27%), they are more frequently the focus of ENGO activities in Estonia than in most other countries in the region.

Cooperation

A large proportion (75%) of organizations reported that they participate in informal networks. Forty percent of Estonian ENGOs have formal network affiliations or participate in umbrella organizations within the country, while fewer have formal affiliations with networks in the region (13%), in Europe (14%), or internationally (29%). Fourteen percent of the organizations participate in coalitions composed entirely of environmental organizations, while 13% participate in coalitions that are a mix of environmental and other types of organizations.

Success

Forty-four percent of the ENGOs indicated that they achieved their stated goals and 52% indicated that their activities made an important contribution to society in the previous two years. Although notable, these are among the lowest success rates reported by any country in the region. The areas where Estonian organizations reported success are increasing environmental knowledge (22%), improving environmental quality (17%), and raising environmental awareness (16%). While only 8% reported that their efforts led to tougher enforcement of environmental standards and regulations, nearly one third (30%) claimed that their activities enhance the protection of nature and natural areas.

Hungary

Survey response			
Number of completed questionnaires	227		
Response rate (% returned of total distributed)	82%		
Percent of ENGOs formally registered	99%		
Membership			
Percent of organizations with members	66%		
Median number of members (in ENGOs with members)	75		
Staff and volunteers			
Percent of ENGOs with staff	48%		
Average number of full-time paid staff	5		
Average number of part-time paid staff	2		
Percent of organizations with volunteers	93%		
Average number of volunteers	91		
Primary sources of funding		Sectors targeted	
Domestic government	59%	Civil Society	97%
Dues and individual contributions	32%	Government	60%
Sales and rentals	20%	Corporations	15%
Annual income		Top ranked issues	
Above 750,000 EUR	0%	Nature protection	72%
250,001 - 750,000 EUR	5%	Environmental education	68%
50,001 - 250,000 EUR	19%	Access to information	60%
10,001 – 50,000 EUR	19%	Habitat protection	46%
1,001 - 10,000 EUR	35%	Biodiversity preservation	45%
0 - 1,000 EUR	16%	Sustainable development	40%
No income	6%	Public participation	40%
Activities			
Information dissemination		89%	
Community and civil society support		72%	
Education and training		71%	
Environmental management		71%	
Direct action		56%	
Policy advocacy		50%	
Orientation of activity			
Local		96%	
National		37%	
International		18%	

Survey Response

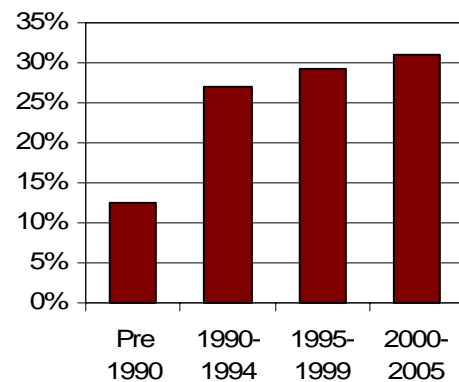
A total of 227 Hungarian ENGOs participated in the 2007 survey. This represents an 82% response rate, which is the highest of all the countries in the region. Almost all of the participating ENGOs (99%) are formally registered with the Hungarian government.

Organizational Characteristics and Capacity

National-level ENGOs comprise 89% of the total survey participants. Overall, the ENGOs in Hungary are fairly young, with 88% founded after the transition from state-socialism in 1989 and more than 30% founded after 1999 (see Figure 10). These numbers are aligned with general trends of founding of ENGOs throughout the region.

As they work to achieve their goals, nearly all of the Hungarian ENGOs reported that they rely on the assistance of unpaid volunteers and approximately half indicated that they are supported by a paid staff. Approximately two-thirds of the organizations maintain members, which is a higher percentage than in the region overall.

Figure 10: Founding dates of Hungarian ENGOs



Financial Stability and Funding

The majority of Hungarian ENGOs reported that their financial stability is either improving or staying static (see Figure 11). Just under half (44%) indicated that they are more stable now than they were two years ago and nearly a third (27%) reported their financial stability is about the same. Compared to the region, the organizations indicated slightly more financial stability.

Figure 11: Level of stability of Hungarian ENGOs compared to two years ago

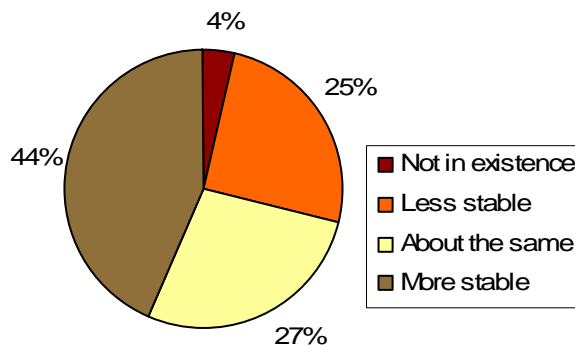
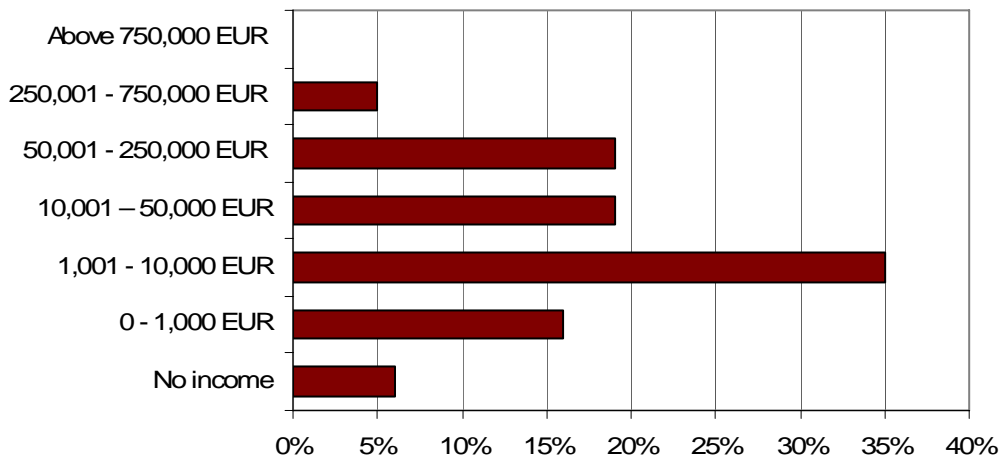


Figure 12 depicts the annual incomes of the Hungarian ENGOs. Approximately 57% have incomes under 10,000 EUR and 95% under 250,000 EUR. This pattern puts Hungarian organizations slightly below, but still close to the norm for the region.

According to the ENGOs, the Hungarian government is the most likely source of primary funding (59%), followed by dues and individual contributions (32%) and sales and rentals (20%).

Figure 12: Incomes of Hungarian ENGOs



Environmental Issues and Activities

In Hungary, ENGOs focus primarily on nature protection, environmental education, and access to information. To a lesser extent the organizations reported involvement in habitat protection, biodiversity preservation, sustainable development, and public participation issues. The focus of their activities largely mirrors those of ENGOs throughout the region. However, the ENGOs within Hungary have shifted their orientation since 2001, as some activities have decreased in importance. In particular, public participation shifted from the third ranked issue in 2001 to seventh in 2007.

Over 50% of Hungarian ENGOs reported that they engage in information dissemination, community and civil support, education and training, and environmental management activities. Information dissemination activities include speaking at schools and community meetings (50%), maintaining websites (50%), and providing information to the press (45%).

The survey responses suggest that most Hungarian ENGOs (96%) orient at least some of their activities toward the local level, 37% focus on national level targets and beneficiaries, and 18% work at the international level. The majority of organizations (97%) target civil society actors such as the media (33%) and local community residents (93%). While a large percentage (60%) also target local, regional, and national government bodies, corporations are the target of a minority of ENGOs (15%).

Cooperation

Approximately half (54%) of Hungarian ENGOs have formal network affiliations or participate in umbrella organizations within the country. While domestic participation is one of the highest in the region, participation in umbrella organizations and networks at the CEE (9%), European (17%), and international (13%) levels is consistent with regional trends. In addition 35% participate in coalitions composed entirely of environmental organizations, and a slightly higher number (39%) participate in coalitions that are a mix between environmental and other types of ENGOs. Fifty-nine percent engage in informal networks that share information, plan strategy, or coordinate activities.

Success

In response to questions about their level of success over the previous two years, slightly over half (55%) of the organizations indicated that they achieved their stated goals while 89% reported that their activities made an important contribution to society. The top areas where Hungarian ENGOs reported that they are having an impact are increasing environmental knowledge (52%), improving environmental quality (61%), and raising environmental awareness at a national level (24%).

Latvia

Survey response			
Number of completed questionnaires		35	
Response rate (% returned of total distributed)		61%	
Percent of ENGOs formally registered		94%	
Membership			
Percent of organizations with members		3%	
Median number of members (in ENGOs with members)		17	
Staff and volunteers			
Percent of ENGOs with staff		63%	
Average number of full-time paid staff		6	
Average number of part-time paid staff		4	
Percent of organizations with volunteers		89%	
Average number of volunteers		24	
Primary sources of funding		Sectors targeted	
Domestic government	24%	Civil Society	90%
European Union	24%	Government	80%
Domestic foundations	21%	Corporations	13%
Annual income		Top ranked issues	
Above 750,000 EUR	3%	Environmental education	85%
250,001 - 750,000 EUR	6%	Access to information	76%
50,001 - 250,000 EUR	17%	Sustainable development	64%
10,001 – 50,000 EUR	31%	Biodiversity preservation	61%
1,001 - 10,000 EUR	17%	Nature protection	55%
0 - 1,000 EUR	14%	Public participation	55%
No income	11%	Habitat protection; Sustainable consumption	45%
Activities			
Education and training		100%	
Information dissemination		90%	
Community and civil society support		83%	
Environmental management		83%	
Policy advocacy		76%	
Direct action		41%	
Orientation of activity			
Local		90%	
National		57%	
International		37%	

Survey Response

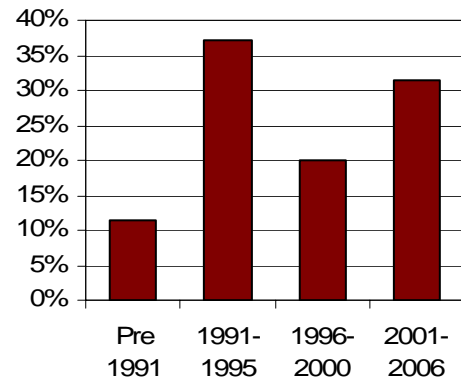
The 2007 REC survey elicited 35 responses from Latvian ENGOs, resulting in a 61% response rate for the country. Similar to the region as a whole, 94% of those that responded indicated that they are formally registered with the Latvian government.

Organizational Characteristics and Capacity

Most ENGOs (89%) were founded after 1991 (see Figure 13) making Latvia one of the countries with the greatest number of new organizations in the region. A large majority of the organizations (93%) are national ENGOs, while 6% are international ENGOs, and 3% are university affiliates.

As compared to the region as a whole, the Latvian organizations are more likely to support a paid staff (63%) and less likely to have members (3%). However, in keeping with regional trends, a large majority of the ENGOs have volunteer support (89%). Of those with paid staff, 46% reported that they have full-time employees and 49% indicated that they have part-time employees.

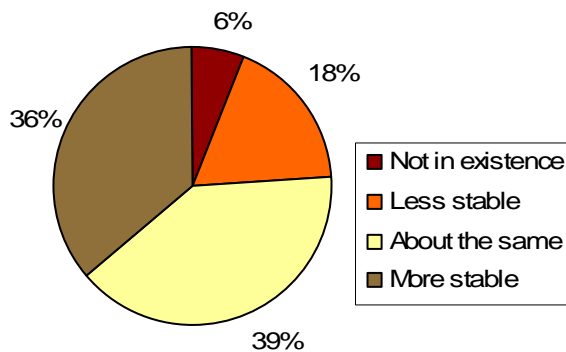
Figure 13: Founding dates of Latvian ENGOs



Financial Stability and Funding

For the majority of Latvian ENGOs, financial stability has either stayed static or improved over the previous two years. Thirty-nine percent of the organizations reported that their financial stability is about the same now as it was two years ago. Thirty-six percent stated that they are more stable while only 18% indicated that they are less financially stable than they were two years ago (see Figure 14).

Figure 14: Level of stability of Latvian ENGOs compared to two years ago

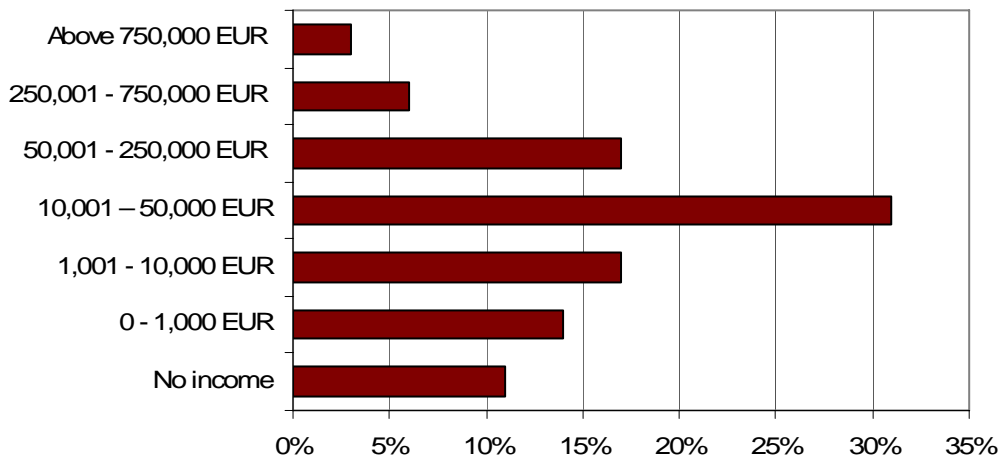


domestic foundations were a primary source of funding (21%). Membership dues and supporter contributions (18%) are not far behind in frequency.

Figure 15 depicts the annual incomes of the Latvian ENGOs. Many organizations still have limited income as 11% reported that they have no income, 14% indicated that their incomes are between 0 and 1,000 EUR, and 17% have incomes between 1,001 and 10,000 EUR.

The most frequently cited sources of primary funds for Latvian ENGOs are the domestic government (24%) and the European Union (24%). These replaced grants from domestic foundations as the primary source of funding as reported in the 2001 survey. However, grants still remain important for these organizations, as

Figure 15: Incomes of Latvian ENGOs



Environmental Issues and Activities

The top three issues addressed by Latvian ENGOs are environmental education (85%), access to environmental information (76%), and sustainable development (64%). As was the case in the 2001 survey, environmental education is the top ranked issue. However, the second and third ranked issues in the 2001 survey, nature protection and public participation, have decreased in importance.

The top four activities reported by Latvian ENGOs are education and training (100%), information dissemination (90%), community and civil society support (83%), and environmental management (83%). The top three activities reported in 2001 were information dissemination, awareness raising campaigns, and “clean-up activities and camps,” suggesting a partial change in emphasis from more action-oriented to information dissemination activities.

The results suggest most ENGOs (90%) work at the local level while 57% pursue national level targets, and 37% direct at least some of their efforts toward the international level. The majority of organizations (90%) target civil society actors such as the media, local community residents, and environmental organizations. A large percentage (80%) also target local, regional, and national government bodies while corporations were targeted less frequently (13%).

Cooperation

Latvian ENGO rates of informal networking (45%) as well as participation in umbrella organizations and formal networks at the international (17%), domestic (34%), and CEE (14%) levels are similar to those across the region. However, they have one of the highest rates of participation in networks at the European level (31%). Only 24% of Latvian ENGOs are affiliated with coalitions composed entirely of environmental organizations while 59% participate in coalitions comprised of diverse types of organizations.

Success

Thirty-one percent of the organizations reported that they achieved their stated goals and 69% indicated that they believe their activities made an important contribution to society in the previous two years. The majority of ENGOs maintained that they have been successful at increasing environmental knowledge (65%), raising national environmental awareness (58%), and enhancing the protection of nature and natural resources (58%). Fewer Latvian ENGOs perceive that they have been successful at improving environmental quality (38%) and promoting tougher enforcement of environmental standards and regulations (31%).

Lithuania

Survey response			
Number of completed questionnaires		20	
Response rate (% returned of total distributed)		53%	
Percent of ENGOs formally registered		100%	
Membership			
Percent of organizations with members		25%	
Median number of members (in ENGOs with members)		163	
Staff and volunteers			
Percent of ENGOs with staff		85%	
Average number of full-time paid staff		4	
Average number of part-time paid staff		2	
Percent of organizations with volunteers		60%	
Average number of volunteers		10	
Primary sources of funding		Sectors targeted	
European Union	35%	Civil Society	95%
Foreign foundations	29%	Government	95%
Dues and individual contributions	24%	Corporations	53%
Annual income		Top ranked issues	
Above 750,000 EUR	5%	Access to information	95%
250,001 - 750,000 EUR	5%	Environmental education	84%
50,001 - 250,000 EUR	37%	Sustainable consumption	84%
10,001 – 50,000 EUR	21%	Sustainable development	74%
1,001 - 10,000 EUR	16%	Nature protection	63%
0 - 1,000 EUR	11%	Recycling	63%
No income	5%	Biodiversity; Environmental justice; Public participation	58%
Activities			
Information dissemination		100%	
Education and training		94%	
Environmental management		89%	
Community and civil society support		83%	
Policy advocacy		72%	
Direct action		44%	
Orientation of activity			
Local		84%	
National		90%	
International		47%	

Survey Response

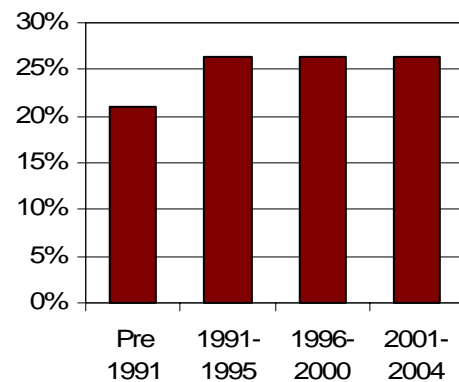
A total of 20 Lithuanian ENGOs completed the REC questionnaire, resulting in a 53% response rate. This response was somewhat lower than the regional rate (60%). One hundred percent are formally registered with the Lithuanian government.

Organizational Characteristics and Capacity

Ninety percent of Lithuanian organizations are national ENGOs while the remaining 10% are international. The majority of organizations (79%) were founded after 1991, with a relatively steady trend in new organizations being established over the years (see Figure 16).

Lithuanian ENGOs show signs of greater professionalization than organizations in other countries as they are more likely to have paid staff (85%) and less likely to rely on unpaid volunteers (60%) than other ENGOs in the region. Additionally, only one quarter of the organizations maintain a membership, a rate that is notably less than the regional average (55%).

Figure 16: Founding dates of Lithuanian ENGOs



Funding Sources and Capacity

For the majority of Lithuanian ENGOs, financial stability is either improving or static. Forty percent of the organizations indicated that their financial stability is about the same now as it was two years ago. Thirty percent reported that they are more stable than two years ago and 30% reported that they are less financially stable than two years ago (see Figure 17).

Figure 17: Level of stability of Lithuanian ENGOs compared to two years ago

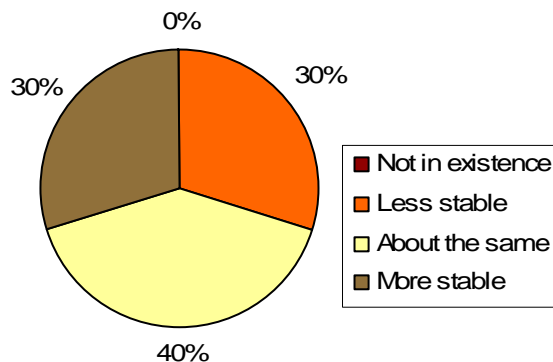


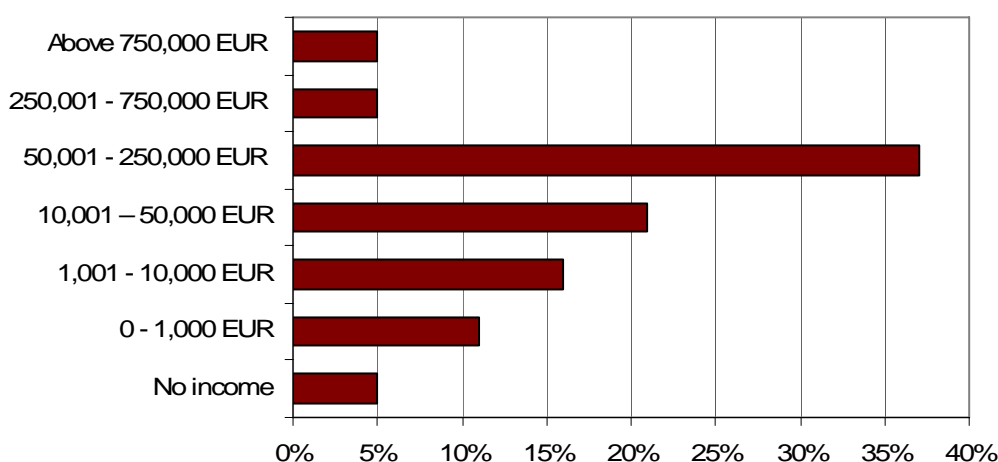
Figure 18 depicts the annual income levels of the ENGOs. Over two-thirds have incomes of 10,000 EUR and above, while only 36% have incomes of 10,000 EUR or less. This pattern suggests that Lithuanian organizations have among the highest levels of annual income in the region.

According to the ENGOs, the three most common sources of primary funding over the previous two years were the European Union (35%), followed by foreign foundation donations or grants (29%) and membership dues and individual contributions (24%).

This ranking differs from the 2001 survey

where the European Union was not rated as major source of support for Lithuanian ENGOs. Compared to regional trends, foreign foundations are a more common source of primary funding.

Figure 18: Incomes of Lithuanian ENGOs



Environmental Issues and Activities

The top three issues addressed by the Lithuanian ENGOs are access to environmental information, environmental education and sustainable/green consumption. The focus on issues related to environmental education and nature protection is similar to the results of the 2001 survey. However, animal and wildlife protection and public participation, which were ranked third and fourth in 2001, have been replaced by sustainable/green consumption and sustainable development in the present survey.

All of the Lithuanian ENGOs engage in information dissemination activities, while 94% are involved in education and training activities and 89% in environmental management. Within these broader categories, the most frequent activities are speaking at schools and community meetings (83%), holding educational seminars (76%), running public education campaigns (72%), and providing information to the press (72%).

Most Lithuanian ENGOs (90%) direct their efforts toward the national level, making them one of the few countries where a national orientation was reported with greater frequency than local (84%). While fewer (40%) focus on international targets, this is the highest percentage reported by any country. Most Lithuanian ENGOs work in multiple sectors with civil society (95%) and government (95%) targeted at about the same rate. Just over half (53%) of the ENGOs target corporations.

Cooperation

Lithuanian ENGOs have the highest rate (43%) of participation in international umbrella organizations and formal networks in the region. In contrast, their informal networking (50%) as well as participation in formal networks and umbrella organizations at the national (36%), regional (7%), and European levels (14%) are consistent with regional trends. Twenty-nine percent of Lithuanian ENGOs affiliate with or participate in coalitions composed entirely of environmental organizations while 14% participate in coalitions that are a mix of environmental and other types of organizations.

Success

Most ENGOs (58%) reported that they achieved their stated goals and believed that their activities make an important contribution to society (78%). Lithuanian ENGOs indicated that they have been successful over the past two years in raising national environmental awareness (58%), increasing environmental knowledge (56%), enhancing the protection of nature and natural areas (50%), and improving environmental quality (42%).

Poland

Survey response			
Number of completed questionnaires	142		
Response rate (% returned of total distributed)	46%		
Percent of ENGOs formally registered	96%		
Membership			
Percent of organizations with members	69%		
Median number of members (in ENGOs with members)	30		
Staff and volunteers			
Percent of ENGOs with staff	47%		
Average number of full-time paid staff	5		
Average number of part-time paid staff	2		
Percent of organizations with volunteers	93%		
Average number of volunteers	35		
Primary sources of funding		Sectors targeted	
Domestic government	31%	Civil Society	97%
Dues and individual contributions	26%	Government	89%
European Union	12%	Corporations	37%
Annual income		Top ranked issues	
Above 750,000 EUR	0%	Environmental education	88%
250,001 - 750,000 EUR	4%	Nature protection	69%
50,001 - 250,000 EUR	15%	Access to information	63%
10,001 – 50,000 EUR	28%	Biodiversity preservation	61%
1,001 - 10,000 EUR	23%	Tourism / eco-tourism	51%
0 - 1,000 EUR	19%	Habitat protection	50%
No income	11%	Sustainable development	49%
Activities			
Information dissemination		91%	
Education and training		84%	
Environmental management		71%	
Community and civil society support		68%	
Policy advocacy		61%	
Direct action		37%	
Orientation of activity			
Local		97%	
National		74%	
International		29%	

Survey Response

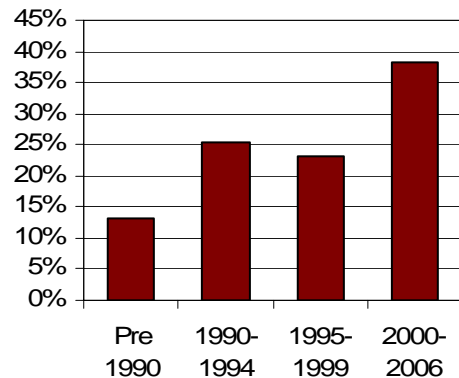
A total of 142 Polish ENGOs responded to the survey, resulting in a 46% response rate. This response rate is significantly less than in the region as a whole (60%). Ninety-six percent of those who responded are formally registered with the Polish government.

Organizational Characteristics and Capacity

Eighty-one percent of the organizations are national and 13% are local chapters of a national ENGO. The majority of the Polish ENGOs are relatively new, with 87% founded since 1989 (see Figure 19).

Forty-seven percent of Polish ENGOs rely on paid staff which is close to the regional average. However, nearly all of the Polish ENGOs (93%) incorporate volunteers into their activities. This rate of volunteer support is slightly greater than the region as a whole (87%), but on average, Polish organizations have 35 volunteers, which is less than the regional average of 85. Sixty-nine percent of the organizations reported having individual members. Among those with members, the number of members ranges from 2 to 6,500 with a median of 30.

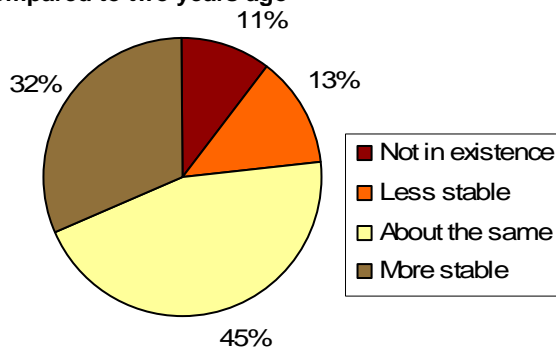
Figure 19: Founding dates of Polish ENGOs



Financial Stability and Funding

Thirty-two percent of the ENGOs reported that their financial situation is more stable than it was two years ago. An additional 45% indicated that their financial stability is about the same (see Figure 20). Furthermore, only 13% reported that they are less financially stable as compared with two years ago.

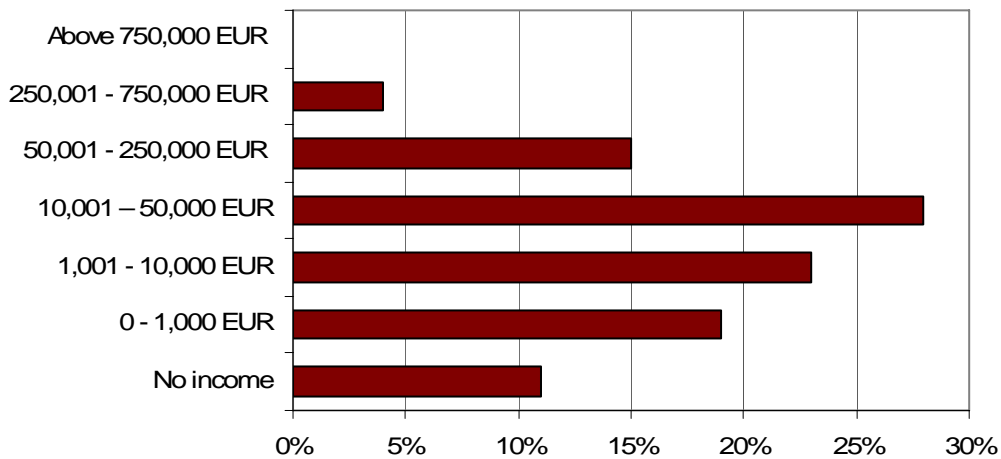
Figure 20: Level of stability of Polish ENGOs compared to two years ago



As Figure 21 indicates, the most commonly reported income range for ENGOs in Poland is between 10,001 and 50,000 EUR (28%). In 2007, 19% of the ENGOs reported their income as 1,000 EUR or below and 11% reported having no income.

The top primary sources of funding for the ENGOs are domestic government, membership dues and individual contributions, followed by the European Union (12%). While the top two ranked sources of funding have not changed since 2001, funding from the European Union has replaced educational and training fees as the third most common source of primary funding for Polish ENGOs.

Figure 21: Incomes of Polish ENGOS



Environmental Issues and Activities

Polish NGOs most commonly address issues of environmental education, nature protection, and access to environmental information. This focus on environmental education and nature protection is similar to findings from the 2001 survey. However, animal and wildlife protection and public participation, the third and fourth ranked issues in 2001, have been replaced by access to environmental information and biodiversity protection.

Polish NGOs primarily focus on providing information and educating the public. Overall, 91% of NGOs reported that they are involved in information dissemination, including activities such as maintaining a website (67%), providing information to the press (64%), and speaking at schools or community meetings (63%).

The responses suggest that almost all of the NGOs (97%) orient at least some of their activities toward the local level while 74% focus on national level targets and 29% direct their efforts toward the international level. Most organizations (97%) target civil society actors such as local community residents, environmental organizations, and the media. A large percentage (89%) also target local, regional, and national government bodies. While fewer NGOs (37%) target corporations, this is one of the highest rates in the region.

Cooperation

Polish NGOs have relatively low rates of participation in umbrella organizations and formal networks at the domestic (29%), CEE (7%), European (9%), and international (10%) levels. Although their participation in formal networks is limited, 69% engage in informal networking. Polish NGOs are only slightly more likely (49%) to belong to coalitions of entirely environmental organizations than they are to a coalition composed of diverse types of organizations (41%).

Success

The majority of NGOs (56%) reported success at achieving their stated goals and 70% percent said their activities made an important contribution to society in the previous two years. The areas where the organizations reported that they had the greatest impact are increasing environmental knowledge (60%), improving environmental quality (50%), and enhancing the protection of nature and natural areas (56%). Some Polish NGOs also noted that they have been successful in raising national environmental awareness (46%) and in promoting tougher enforcement of environmental standards and regulations (21%).

Slovakia

Survey response			
Number of completed questionnaires		54	
Response rate (% returned of total distributed)		48%	
Percent of ENGOs formally registered		100%	
Membership			
Percent of organizations with members		46%	
Median number of members (in ENGOs with members)		53	
Staff and volunteers			
Percent of ENGOs with staff		59%	
Average number of full-time paid staff		5	
Average number of part-time paid staff		2	
Percent of organizations with volunteers		85%	
Average number of volunteers		44	
Primary sources of funding		Sectors targeted	
Dues and individual contributions	29%	Civil Society	96%
Domestic foundations	27%	Government	91%
Domestic government	20%	Corporations	37%
Annual income		Top ranked issues	
Above 750,000 EUR	2%	Nature protection	73%
250,001 - 750,000 EUR	4%	Environmental education	69%
50,001 - 250,000 EUR	19%	Access to information	52%
10,001 – 50,000 EUR	21%	Biodiversity preservation	52%
1,001 - 10,000 EUR	19%	Habitat protection	50%
0 - 1,000 EUR	23%	Public participation	48%
No income	11%	Sustainable development	44%
Activities			
Information dissemination		100%	
Education and training		90%	
Environmental management		82%	
Policy advocacy		77%	
Direct action		74%	
Community and civil society support		72%	
Orientation of activity			
Local		91%	
National		70%	
International		33%	

Survey Response

A total of fifty-four Slovakian NGOs responded to the survey. With a 48% response rate, Slovakia had the lowest rate of participation of the countries surveyed. One hundred percent of the NGOs that participated are formally registered with the Slovakian government.

Organizational Characteristics and Capacity

The majority of organizations (87%) were founded after 1989 (see Figure 22). Seventy-nine percent of the organizations are national NGOs, 8% are local chapters of a national NGO, and 8% are international NGOs. An additional 6% of organizations are informal associations or networks.

Eighty-five percent of Slovakian NGOs rely on some level of work from unpaid volunteers, while more than half support a paid staff (59%). Forty-six percent of NGOs have individual members. Among those organizations with members, the number of members ranges from 4 to 4,500 with a median of 53 members.

Financial Stability and Funding

Eighty-two percent of Slovakian NGOs either indicated that they are more financially stable or have the same level of financial stability as compared to two years ago. Sixteen percent of the organizations reported that they are less financially stable than two years ago (see Figure 23).

Figure 23: Level of stability of Slovakian NGOs compared to two years ago

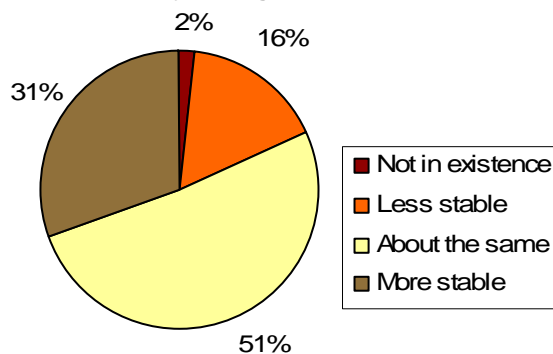


Figure 22: Founding dates of Slovakian NGOs

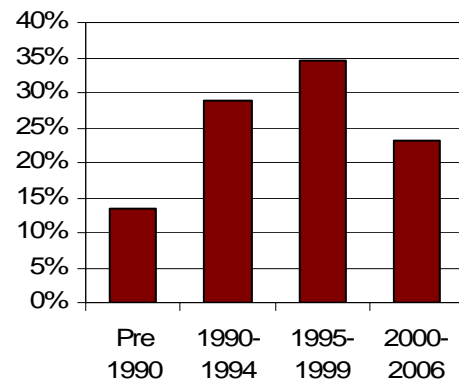
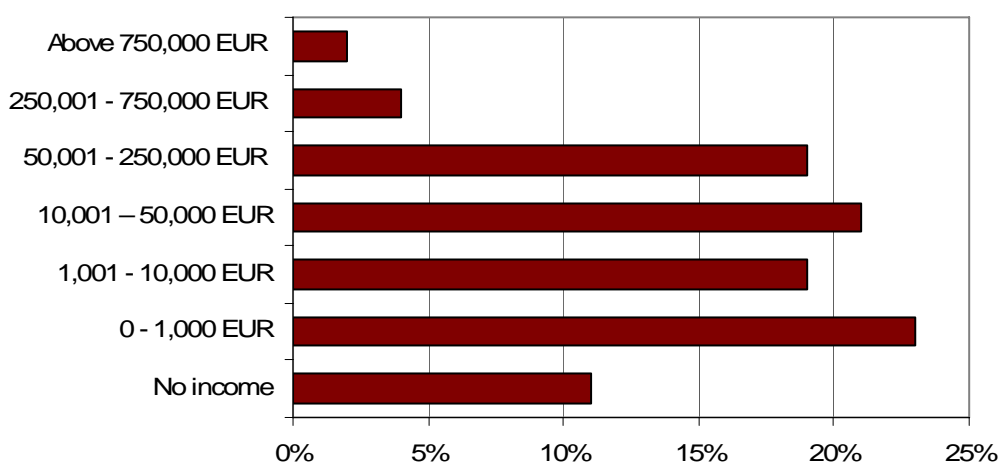


Figure 24 summarizes the income levels of the Slovakian NGOs. The most frequently cited income category for these organizations is between 10,001 and 50,000 EUR (23%).

The most common source of primary funding for Slovakian NGOs is dues and individual contributions (29%), while the second and third ranked sources of primary funding are domestic foundations (27%) and domestic government sources (20%). While they were noted as being important in 2001, foreign or international grants no longer rank among the top sources of primary funding for Slovakian NGOs.

Figure 24: Incomes of Slovakian ENGOs



Environmental Issues and Activities

The four issues most commonly addressed by the Slovakian ENGOs are nature protection (73%) environmental education (69%), access to information (52%), and biodiversity preservation (52%). The ranking of the top two issues has remained the same since the 2001 survey. However, public participation, which was ranked third in 2001, is addressed less frequently than it was in the past.

To accomplish their goals, Slovakian ENGOs engage most frequently in activities related to information dissemination (100%), education and training (90%), and environmental management (82%). Information dissemination activities include maintaining a website (85%), providing information to the press (85%), speaking at schools or community meetings (80%), and producing information brochures or leaflets (80%). These activities closely align with the 2001 survey rankings of the top three activities of Slovakian ENGOs: information dissemination, awareness-raising campaigns, and education.

Most Slovakian ENGOs (91%) work at the local level. In addition, 70% focus on national level targets while 33% orient their efforts toward the international level. The majority of organizations (96%) target civil society actors such as the media (67%) and local community residents (83%). A large percentage (91%) also target local, regional, and national government bodies. Corporations are less likely to be a target of Slovakian ENGOs (37%), but this is one of the highest rates for targeting corporations in the region.

Cooperation

Fifty-two percent of Slovakian ENGOs engage in informal networking while 36% participate in domestic umbrella organizations and formal networks. Fewer organizations participate in umbrella organizations and formal networks at the CEE (14%), European (14%), or the international level (24%). Thirty-six percent of Slovakian ENGOs belong to coalitions of entirely environmental organizations, and 20% belong to a coalition composed of environmental as well as other types of organizations.

Success

Fifty-three percent of the ENGOs indicated that they achieved their stated goals and 72% said that their activities made an important contribution to society in the previous two years. These self-reported success rates are quite similar to those of the region as a whole. The areas where the organizations reported having some of the greatest impacts are enhancing the protection of nature and natural areas (71%), increasing national environmental awareness (69%), improving environmental quality (55%), and increasing environmental knowledge (33%).

Slovenia

Survey response			
Number of completed questionnaires		57	
Response rate (% returned of total distributed)		73%	
Percent of ENGOs formally registered		100%	
Membership			
Percent of organizations with members		59%	
Median number of members (in ENGOs with members)		116	
Staff and volunteers			
Percent of ENGOs with staff		42%	
Average number of full-time paid staff		4	
Average number of part-time paid staff		1	
Percent of organizations with volunteers		87%	
Average number of volunteers		338	
Primary sources of funding		Sectors targeted	
Dues and individual contributions	33%	Civil Society	98%
Domestic government	29%	Government	81%
Corporations	17%	Corporations	52%
Annual income		Top ranked issues	
Above 750,000 EUR	6%	Access to information	73%
250,001 - 750,000 EUR	13%	Nature protection	67%
50,001 - 250,000 EUR	29%	Environmental education	65%
10,001 – 50,000 EUR	21%	Biodiversity preservation	57%
1,001 - 10,000 EUR	19%	Sustainable development	55%
0 - 1,000 EUR	10%	Habitat protection	49%
No income	2%	Water quality/ pollution	43%
Activities			
Information dissemination		93%	
Education and training		91%	
Environmental management		88%	
Policy advocacy		84%	
Community and civil society support		63%	
Direct action		37%	
Orientation of activity			
Local		91%	
National		79%	
International		43%	

Survey Response

Fifty-seven Slovenian ENGOs responded to the survey. This represents a 73% response rate, which is the highest rate of all the countries surveyed. All of these organizations are formally registered with the national government.

Organizational Characteristics and Capacity

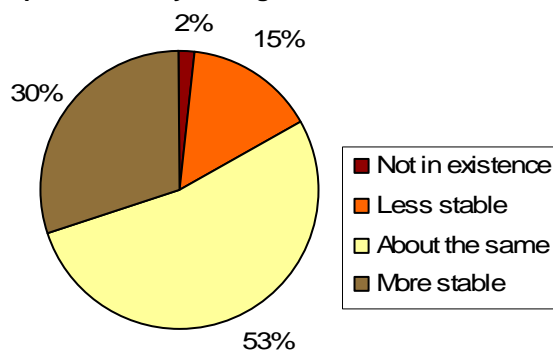
Slovenian ENGO founding dates range from 1883 to 2005. Seventy-six percent were founded after 1991 and 56% were founded after 1996 (see Figure 25). Ninety-one percent of the organizations are national ENGOs, 4% are international, and 2% are local chapters of a national ENGO.

Matching the regional average, 87% of Slovenian ENGOs are supported by unpaid volunteers, while 42% have a paid staff. The percentage of organization that have members (59%) is close to the regional average (55%). However, the median number of members in these ENGOs (116) is more than double that of the region as a whole (50).

Financial Stability and Funding

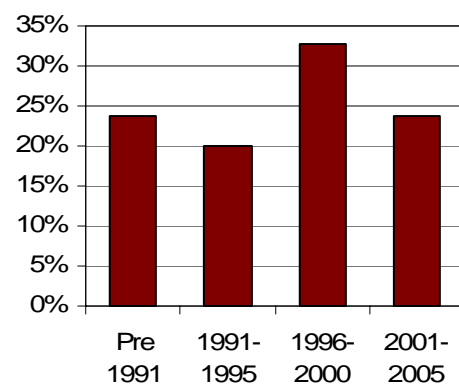
The majority of ENGOs (53%) reported that their financial stability is about the same as it was two years ago. However, 30% indicated that that they are more stable and 15% said they were less stable than they were two years ago (see Figure 26).

Figure 26: Level of stability of Slovenian ENGOs compared to two years ago



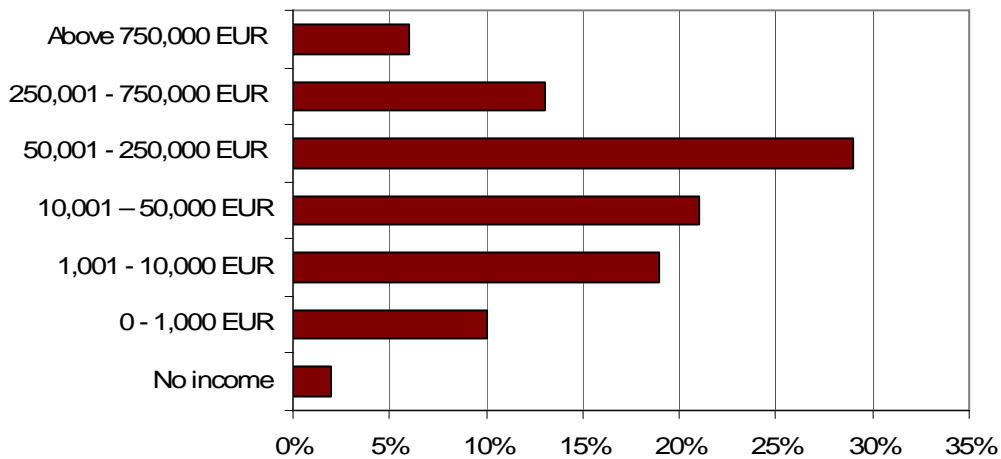
As depicted in Figure 27, 12% of Slovenian ENGOs have either no income or an income less than 1,000 EUR. Overall, 52% have incomes of 50,000 EUR or less. Importantly, 48% of the organizations have incomes of 50,000 EUR and above, making Slovenian organizations among those with the highest levels of annual income in the region.

Figure 25: Founding dates of Slovenian ENGOs



The three most common categories of sources of primary funding are membership dues and individual contributions (33%), domestic government (29%), and corporations (17%). The top two ranking categories have remained the same since the 2001 survey. However, foreign or international grants no longer rank third, having been replaced in 2007 by corporate funding. Overall, the results suggest that Slovenian ENGOs tend to rely on domestic sources for financial support.

Figure 27: Incomes of Slovenian ENGOs



Environmental Issues and Activities

Slovenian ENGOs most commonly address issues related to access to environmental information, nature protection, and environmental education. The top two issues have remained the same since the 2001 survey was conducted. Environmental policy-making, which ranked third in 2001, has been replaced by environmental education and no longer ranks within the top 5 issues presently being addressed by Slovenian ENGOs.

Slovenian ENGOs engage most frequently in activities related to information dissemination (93%), education and training (91%), and environmental management (88%). The most common tactics or approaches Slovenian ENGOs use to achieve their goals are to produce information brochures or leaflets (84%), maintain a website (74%), and provide information to the press (74%). These results suggest a continuation of focus on information dissemination as the most commonly reported activity of Slovenian ENGOs in the 2001 survey.

Most ENGOs (91%) work at the local level, but a large percentage (79%) also focus their efforts on national targets and issues. Although fewer ENGOs (43%) work at the international level, this is the second highest rate for the region. The majority of organizations (98%) target civil society actors and government bodies (81%). Over half (52%) of the ENGOs indicated that corporations are likely to be the targets of their activities, making this the highest rate reported of any country.

Cooperation

More than half of the ENGOs reported that they engage in informal networking (58%) or participate in domestic umbrella organizations and formal networks (53%). While participation in CEE (9%) and European (29%) networks and umbrella organizations are aligned with regional trends, Slovenian ENGOs have the second highest rate (38%) of participation in formal international networks. Forty-seven percent of Slovenian ENGOs belong to coalitions composed entirely of environmental organizations while 29% belong to coalitions composed of environmental as well as other types of organizations.

Success

Approximately two-thirds (66%) of the ENGOs reported that they achieved their stated goals and made an important contribution to society (67%) over the past two years. Slovenian ENGOs indicated that they have made the greatest impact in the areas of enhancing the protection of nature and natural areas (45%), raising national environmental awareness (38%), improving environmental quality (55%), and increasing environmental knowledge (46%).

Appendix I: Explanation of Target Categories

Civil Society

- Media
- Environmental organizations
- Local residents

Government

- International governments
- CEE governments other than your country
- National government of your country
- Regional government within your country
- Local government of your country

Corporations

- Corporations or business facilities operating only within your country
- Corporations or business facilities operating in other countries
- International corporations

Appendix II: Explanation of Funding Categories

Domestic Government

Domestic government grants
Domestic government contracts

Foreign Government

Foreign government grants
Foreign government contracts

European Union

European Union grants and contracts

Domestic Foundations

Domestic foundation grants

Foreign Foundations

Foreign foundation grants

Corporations

Domestic business grants
Foreign business grants

Dues and Individual Contributions

Citizen contributions
Membership dues

Sales and Rentals

Payment for services
Fees from rentals
Payments for products

Appendix III: Factor Analysis of Activities

Factor 1 Direct Action	Factor 2 Community and Civil Society Support
Sponsor or participate in petition	Provide legal advocacy services
Sponsor banner hang, poster campaign or road block	Offer administrative and capacity building services
Sponsor letter writing campaign	Facilitate negotiation
Litigate	Facilitate or work to increase public participation
Sponsor or participate in boycott	Conduct opinion polls or surveys
Sponsor or participate in protest	Engage in community organizing
Sponsor or participate in demonstration	Provide expert opinion at EIA hearings
	Provide expert opinion at public meetings
Factor 3 Policy Advocacy	Factor 4 Information Dissemination
Lobby domestic government	Produce brochures and leaflets
Lobby international government	Provide information to the press
Testify at government hearing	Write and circulate press release
Provide information to government officials	Publish newsletter
Serve on national government committees	Maintain website
Serve on international government committees	Have information booths at local events
Conduct economic analysis	Send information to individuals by post
Conduct policy research	Write editorials for newspapers
Draft environmental legislation	Talk with people in public places
Meet with representatives of domestic corporations	Sponsor conferences
Meet with representatives of international corporations	
Factor 5 Environmental Management	Factor 6 Education and Training
Engage in environmental management	Conduct public education campaigns
Work to implement environmental policies	Provide training
Manage forest resources	Speak at schools and community meetings
Engage in environmental quality monitoring	Conduct educational seminars
Engage in scientific field research	
Produce scientific and technical reports	
Provide advisory services and consultations	