

Michelle Luk
Sp.757 Project

“Enlightenment”

Inspiration

It seems like yesterday, I arrived at 77 Massachusetts Avenue with a pile of luggage, a big smile on my face, and absolute ignorance. From the balloon-filled Kresge field, to the blasting party music from the student center steps, I thought I was walking into a four-year party. However, shortly after orientation, those balloons of care-free feelings burst and it was time for me to face the music. Some say that ignorance is bliss, but it sure isn't a blissful quality to have on one's first physic test at MIT!

In short, at first glance, life at MIT was unbearable. Many sleepless nights were spent completing problem sets. I had overslept for an important final. I was devastated from the death of a loved one. I stressed endlessly about exams, career aspirations, and the uncertain future.

Nonetheless, three essential factors kept me motivated: friends, family, and religion. It is these three factors that I wanted to commemorate in my final project. I chose a rose theme because despite the thorny incidents in my life, it ultimately blossoms into a beautiful flower . Suffering truly creates bonds.




← ROSE THEME

It was during these hard times, that I was able to realize it was friends, family, and religion that were my guiding light in the darkness. Whether it was the words of kindness, an unforgettable gift, a long warm hug, listening to me complain endlessly, baked cookies, hanging out, or conversations that lasted into the wee hours of the night, I am forever grateful. Therefore, ultimately I couldn't be happier about the experiences that gave me an opportunity to learn more about others and myself in my time at MIT. If it weren't for all the hardships, my current state of joy wouldn't be as sweet!



← GUIDING LIGHT LENS FLARE


In order to incorporate the idea of religion into my construction, I was always inspired by the two hands pointing to each other in Michelangelo's masterpiece in the Sistine Chapel.



Digital Photography Aspects:


I. Pastel touch

- Other than the photographs, I wanted to make the images seem sketched



II. Hands

- To create a divine look to my normally ugly hands, I first rendered a “diffuse goal”, and then made it look like rough pastel.



III. Glow

- To create a glowing effect, I created a black background, with a lens flare rendered with high intensity



IV. Collage

- For each of the photos, I changed it to black and white. Then, I made it slightly transparent to ensure it would not deter from the artistic images in the forefront.

V. Rose Circle

- I purposely had the top and bottom rose infringe over the border to create a more 3 dimensional effect.