

Activity Based Performance Measurement

MIT Data Center Workshop
May 20, 2005

Robert Laubacher rjl@mit.edu
MIT Sloan School of Management



Agenda

- Overview of ABPM
- Findings from RFID field site
- Role of information flows in generating RFID benefits

Overview of ABPM

Goal of ABPM and potential applications

- Objective—To develop tools for *measuring performance at activity level* and tying activity level metrics to business unit/firm financial performance
- Potential applications
 - Measuring value created by new technology...or any intervention
 - Measuring absolute value of activities for compensation, incentives, etc.

Two insights that guide ABPM

- Costs are easy, benefits are hard
 - Costs come from an activity's *parts*
 - Benefits come from how an activity *affects other activities*
- *Common patterns* can be found in the kinds of benefits that similar activities generate
 - These commonalities allow us to gain leverage on the problem

ABPM project's status

■ Our vision

- Develop general ABPM model
- Test model at several field sites as proof of concept and catalog benefits associated with activities in MIT Process Handbook <http://ccs.mit.edu/ph/>

■ Status

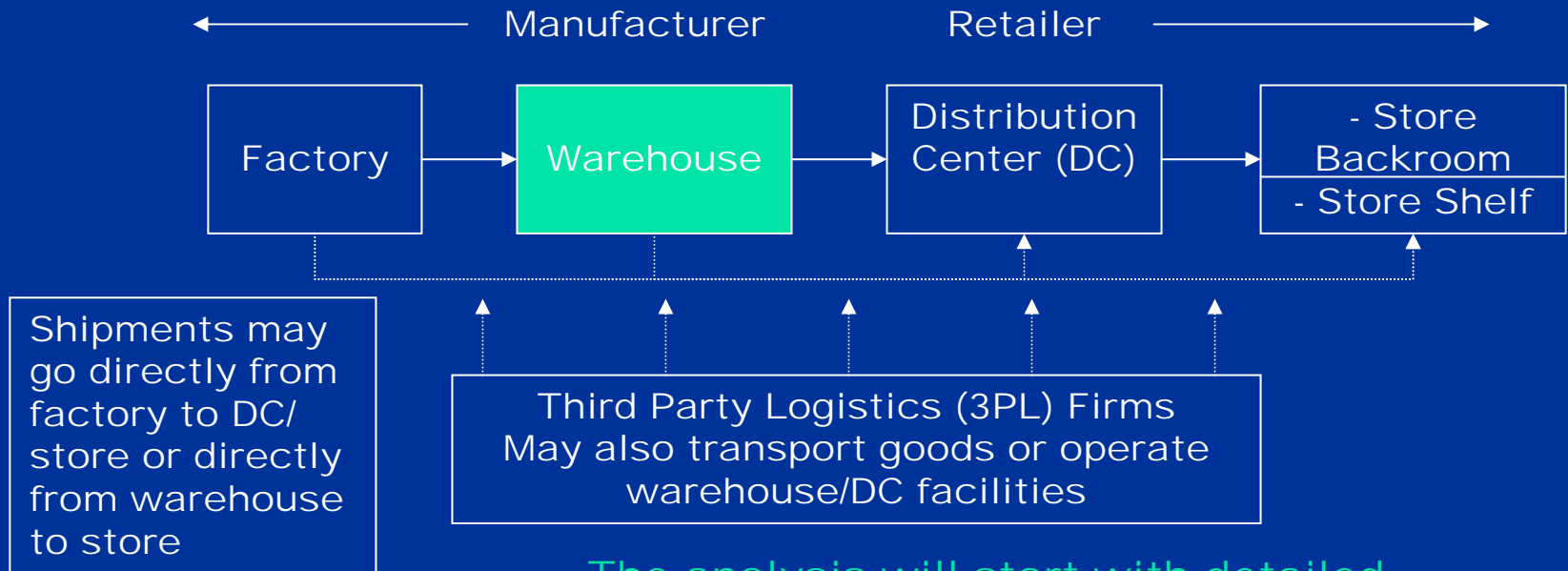
- 2 current field sites (RFID, smart device)
- 2 sites recently launched (SMEs, KM)

RFID findings

RFID field site and method

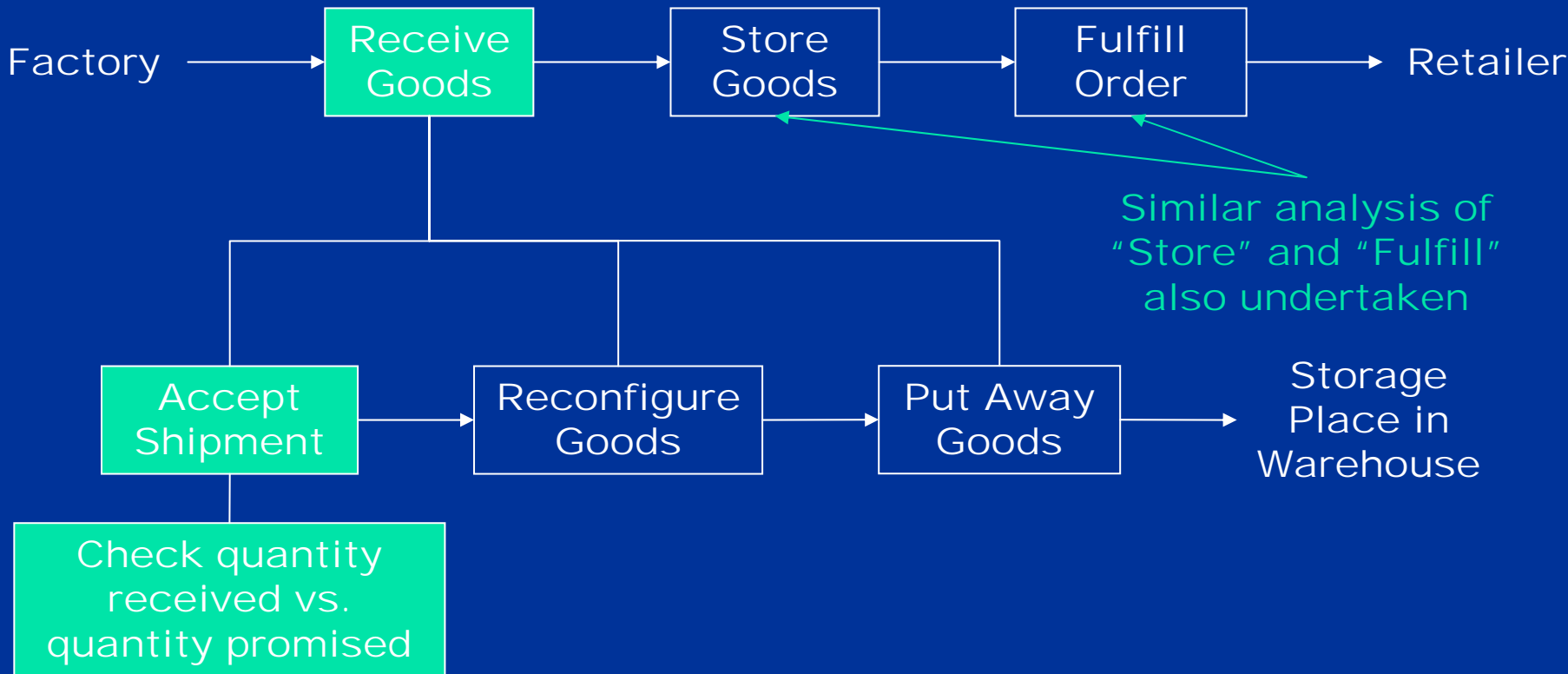
- Large consumer goods supplier, planning *case* (vs. pallet or item) level tagging
- Three phase measurement approach
 - Identify processes affected by RFID
 - Map processes with and without RFID
 - Compare before and after
 - Cost reduction
 - Sales increase

High level map of retail supply chain

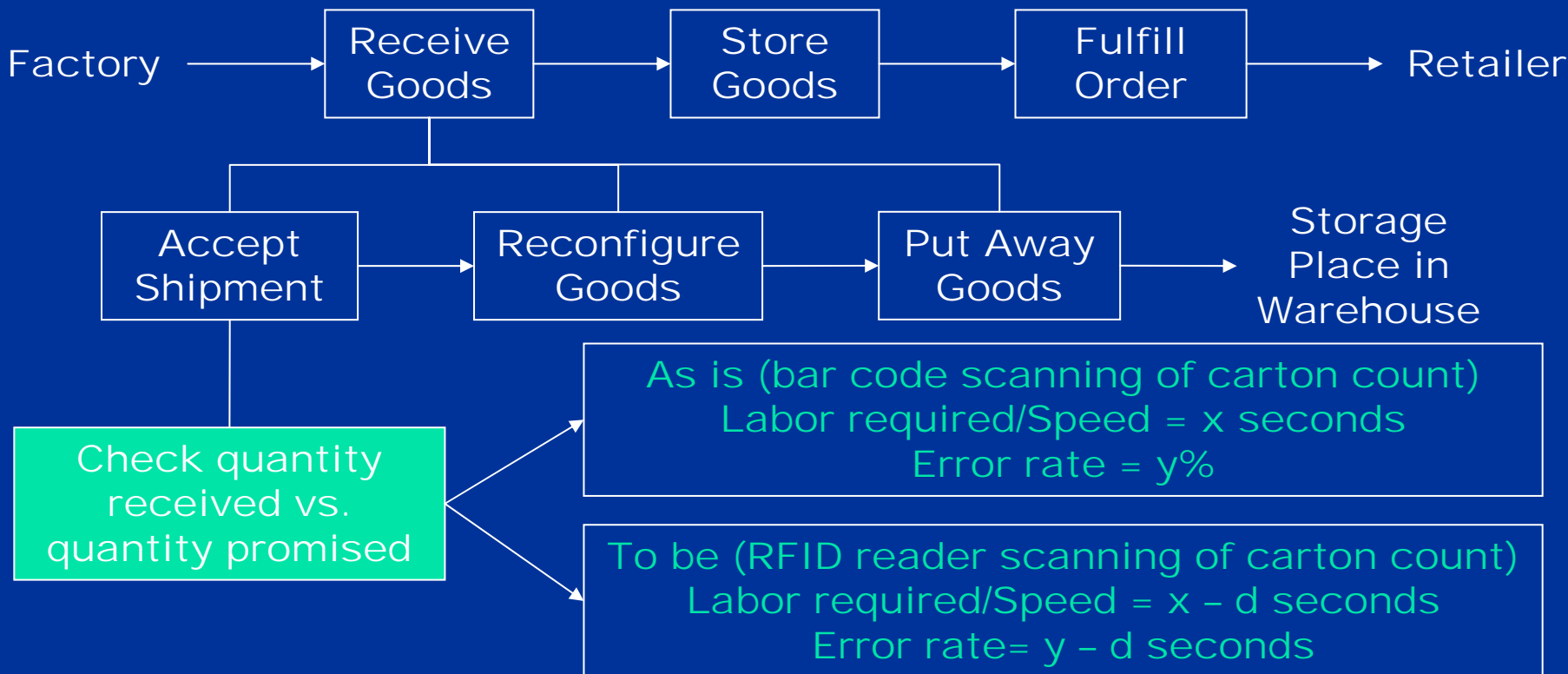


The analysis will start with detailed consideration of potential benefits inside the manufacturer's warehouse.... and then address the retailer DC and store

Process reshaped by RFID in warehouse—Receiving

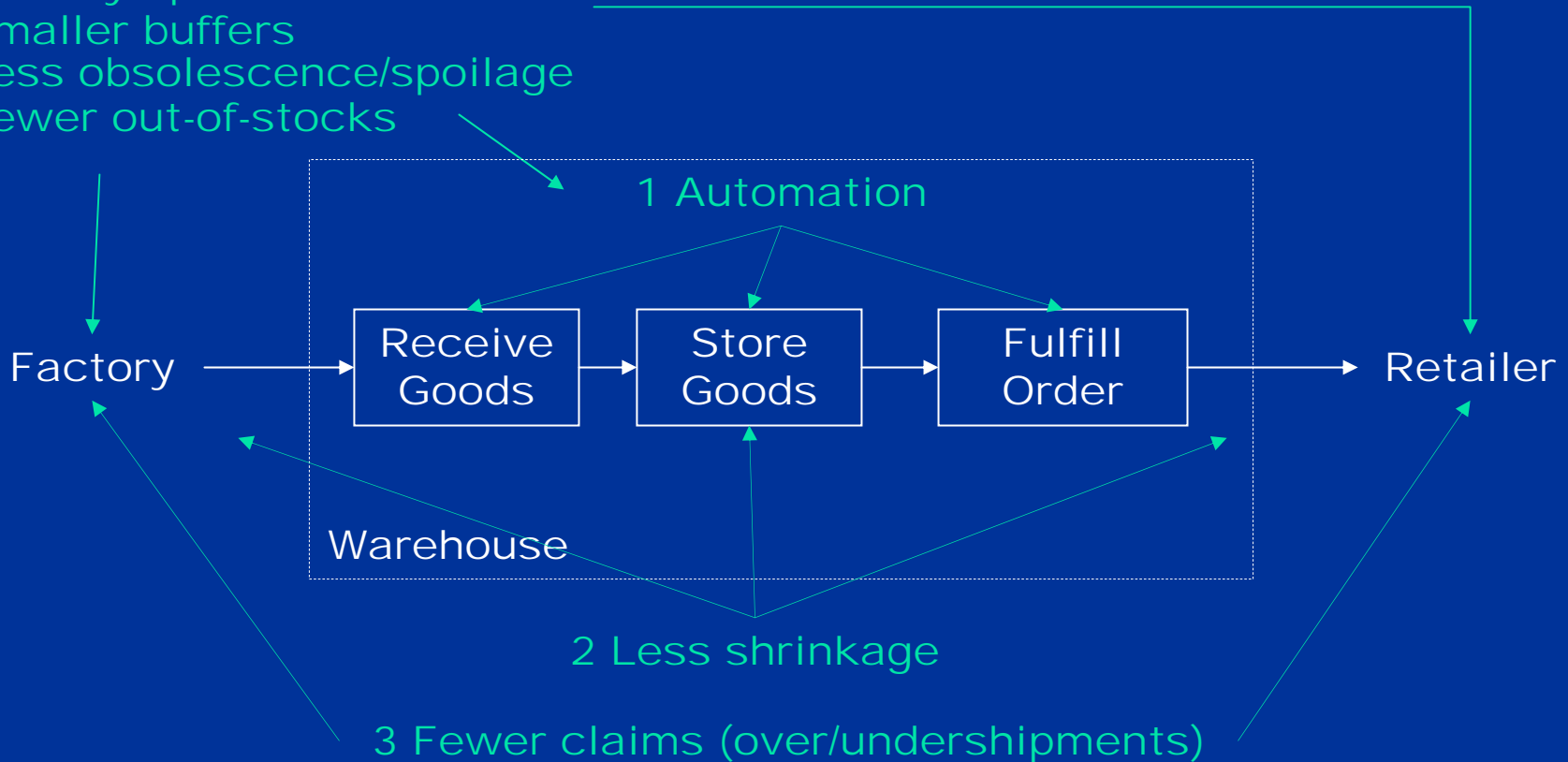


Comparison of As Is vs. RFID enabled To Be—Receiving



Six types of benefits of RFID

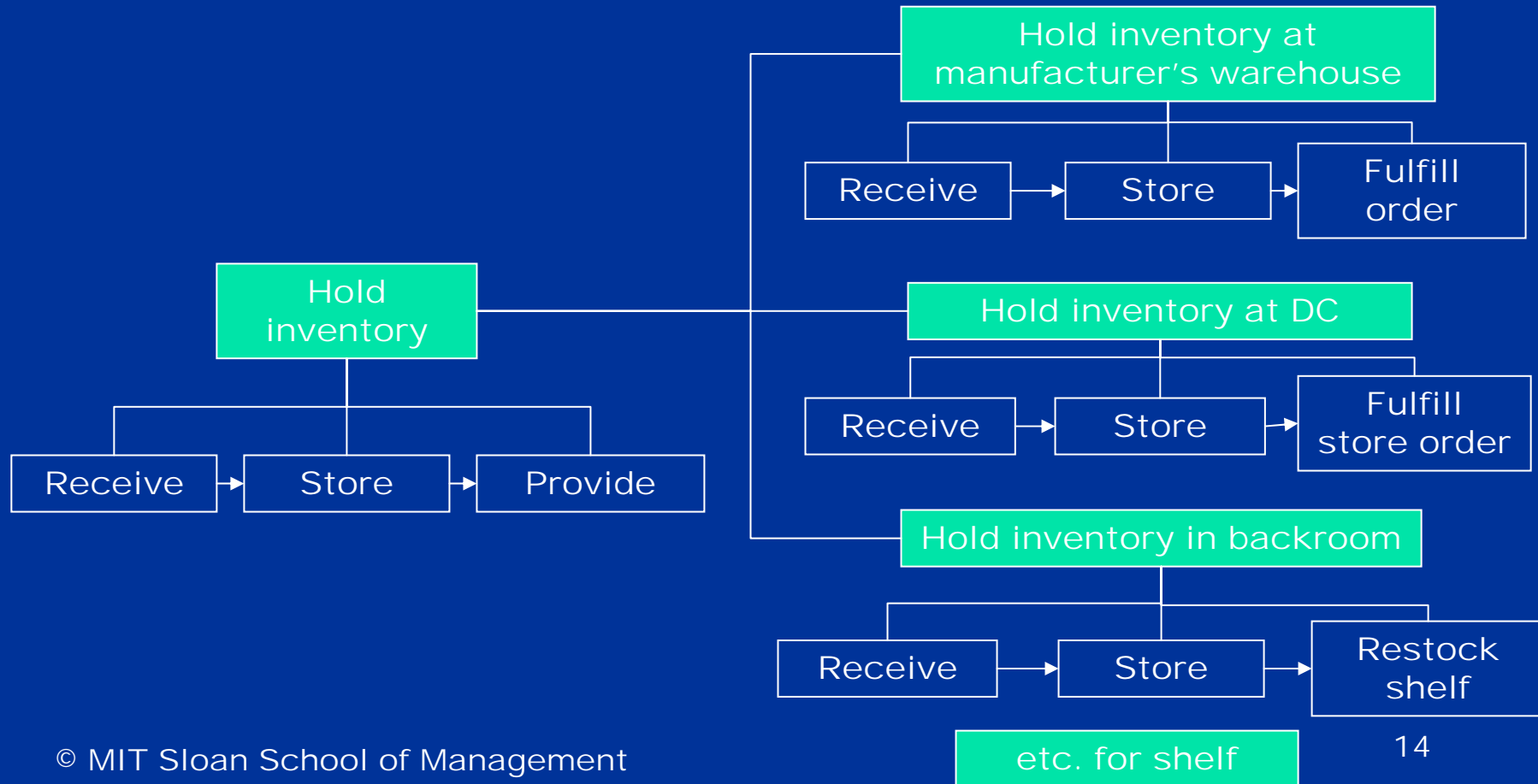
- Inventory optimization
- 4 Smaller buffers
- 5 Less obsolescence/spoilage
- 6 Fewer out-of-stocks



Process mapping beyond the warehouse

- Additional analysis shows underlying similarity between processes in manufacturer's warehouse and
 - Store distribution center
 - Store backroom
 - Store shelf
- All are special cases of more general process, *Hold inventory*

"Hold inventory" and its family tree



Estimated benefits/costs of RFID

- Generic consumer goods firm \$5 B sales
- NPV of benefits = ~\$65 M
 - \$10 M automation
 - \$40 M other cost reduction (shrinkage, claims, spoilage/ obsolescence, inventory)
 - \$15 M increased sales
- NPV of required investment = ~\$15 M

Extending ABPM to the retailer

- Currently working with large retailer to quantify RFID benefits in DC and store
- Process modeling approach and benefits framework developed in manufacturer's warehouse proving applicable
- In depth research at retailer will surface larger supply chain issues
 - Alignment/misalignment of incentives
 - Re-engineering/data links needed

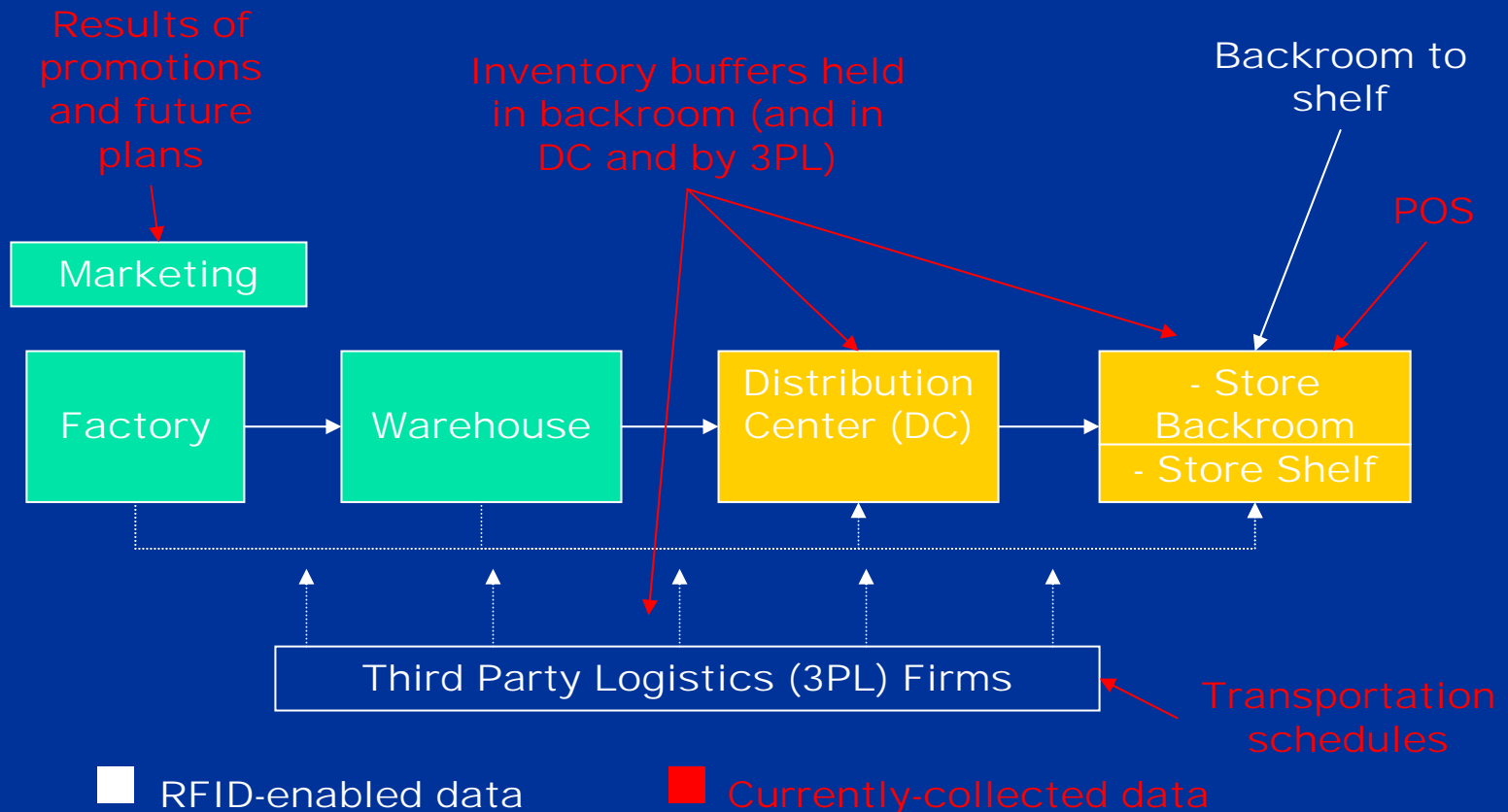
Information flows and RFID benefits

Role of data in achieving RFID benefits

- Achieving RFID benefits involves
 - Generating new kinds of data
 - Using data now being collected in new ways
- Importance of linking with current data streams varies by benefit type
 - Automation, claims, shrinkage simpler
 - Other benefits require extensive data sharing across supply chain

Data flows needed to reduce out-of-stocks

Reducing out of stocks can generate large potential benefits for suppliers, but will require new kinds of data sharing



Potential roles for PH/ABPM in spurring RFID benefits

- PH-based mapping can identify
 - Which data sources needed to achieve each kind of RFID-enabled benefit
 - Where issues will arise around
 - Sharing of proprietary information
 - Data compatibility
- ABPM can focus effort by identifying location and magnitude of benefits