

SafeRide Shuttle goes OnDemand @ 11PM



1. How to set up and use the TransLoc app

Download the TransLoc mobile app or use the online form to book a ride. Set up your account in advance.

Download the app

<http://translocrider.com/>

Use the online form

<https://ondemand.transloc.com/>


Questions?

saferride@mit.edu

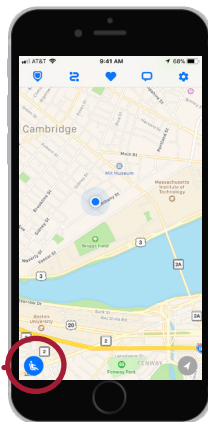
617-253-2997

web.mit.edu/shuttles

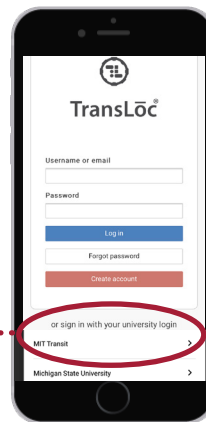
MIT | **Parking & Transportation**



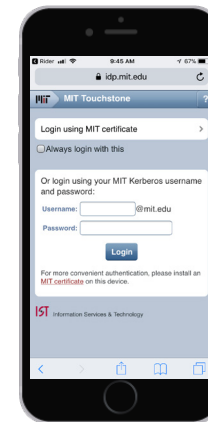
Download and open the TransLoc Rider app
<http://translocrider.com/>



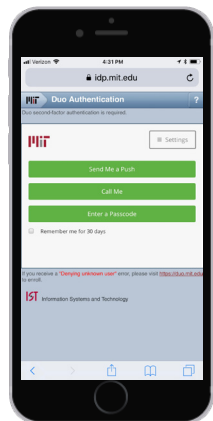
Click the OnDemand icon (blue during active service, grey during off-hours)



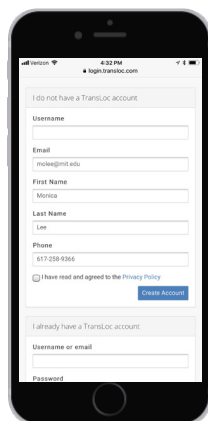
Scroll down and select "MIT Transit" (*do not enter username/password here*)



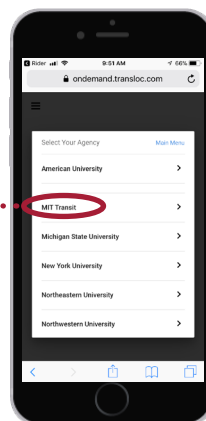
Login using your MIT credentials



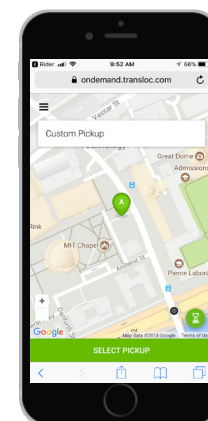
Login using Duo authentication



Create a new TransLoc account (provide cell to receive texts)



Select "MIT Transit"



You're ready! Book a ride.

SafeRide Shuttle goes OnDemand @ 11PM

2. How to book a safe ride



Book a ride within the SafeRide zone using the [TransLoc app](#) or [online form](#)

Fixed-route shuttle

Wait for a ride at shuttle stops across campus
6 PM – 11 PM, Sun–Sat

OnDemand shuttle

Request a door-to-door ride within the SafeRide zone ([view zone map](#))
11 PM – 2:30 AM, Sun–Wed
11 PM – 3:30 AM, Thurs–Sat

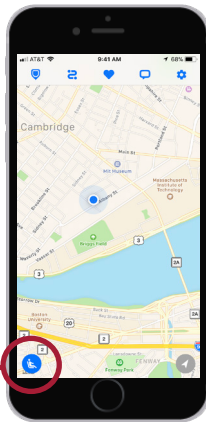
Questions?

saferride@mit.edu
617-253-2997

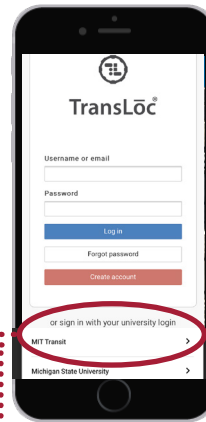
web.mit.edu/shuttles



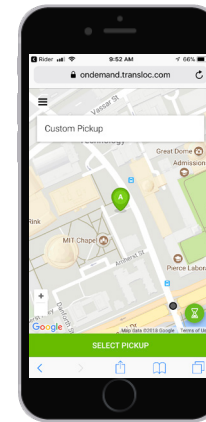
Open TransLoc Rider app
or use online form
<https://ondemand.transloc.com/>



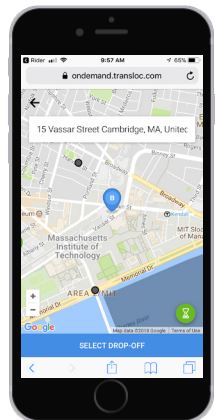
Click the OnDemand icon
(blue during active service,
grey during off-hours)



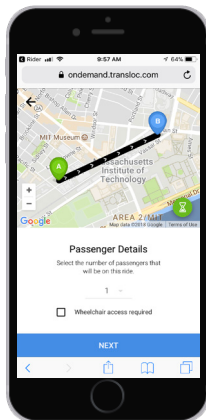
Login if needed.
Scroll down and select
“MIT Transit” (*do not enter
username/password here*)



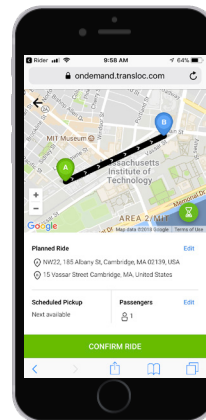
Select pick-up location by:
typing address, moving map,
or selecting a stored address
from My Addresses.



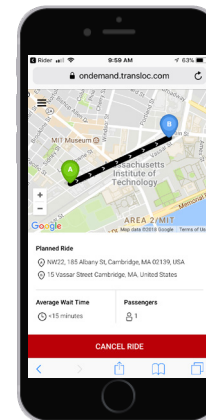
Select drop off location
*Tip: zoom out to see full zone
map or [view map PDF](#)*



**Select number of
passengers**; request
accessible ride, if needed



Check details
and **confirm** your ride



Track wait time.
You'll receive a text when
you're the next pickup.