


Notes on the 1st and 2nd Strings

E open string F 1st fret G 3rd fret




First String

Ex. 1 CMaj GMaj CMaj G C G7 CMaj

i m i m




B open string C 1st fret D 3rd fret



Second String

Ex. 2 GMaj DMaj GMaj DMaj GMaj DMaj GMaj


i m i m



Notes on 1st and 2nd strings combined


Ex. 3 CMaj Dmin GMaj CMaj

i m i m i m i m i m i m i m i m i m i m i m



i m i m Dmin CMaj Dmin GMaj CMaj

i m i m i m i m i m i m i m i m



Alternate your *i* and *m* fingers
Use Rest Strokes