

2009 Graduate Women Support Survey

In early December 2009, Senior Associate Dean Blanche Staton invited 1,853 graduate women students at MIT to participate in a web-based survey sponsored by the Office of the Dean for Graduate Education, the Division of Student Life, and the Graduate Student Council. The survey was administered by the Institutional Research Group of the Office of the Provost. The goal of the survey was to better understand how well MIT currently meets the needs of graduate women and how MIT can further improve the quality of life of graduate students.

The survey asked graduate women about their awareness and usage of various programs, services, and events available to graduate women students and groups. The survey also asked students to rate the importance of a range of functions of support for graduate student women. Finally, the survey asked graduate student mothers to share their experiences with specific institute-wide resources.

The survey closed in early February with 970 total responses, or 52% of the graduate women invited to take the survey. As a thank-you for completing the survey, three survey respondents were randomly selected to receive a TechCash prize.

Overall frequencies for each question on the survey, broken out by degree program (masters versus doctorate) are presented on the following pages.

Data from this survey will guide programmatic and support efforts directed toward graduate women in the future. To this end, a working group, representative of the sponsors of the survey, has been convened. This group is charged with developing a strategic plan for communication of the survey results and themes to the MIT community.

If you have questions or requests, please contact Alicia Erwin (aerwin@MIT.EDU) or Blanche Staton (bestaton@MIT.EDU).

About You

What year are you in your program?

		Current degree program		
		Masters	Doctorate	Overall
What year are you in your program?	1st year	59.7%	16.2%	33.3%
	2nd year	34.2%	19.3%	25.1%
	3rd year	4.5%	17.2%	12.2%
	4th year	1.1%	17.5%	11.1%
	5th year or higher	.5%	29.8%	18.3%
	N	380	587	967

What is your current degree program?

		Current degree program		
		Masters	Doctorate	Overall
What is your current degree program?	Masters (S.M., M.B.A., M.Arch., M.C.P.)	88.5%	.0%	34.8%
	Masters in Engineering (M.Eng.)	11.5%	.0%	4.5%
	Engineer	.0%	.0%	.0%
	Doctorate (Ph.D., Sc.D.)	.0%	100.0%	60.6%
	N	381	587	968

Does your department currently offer resources, workshops, or receptions specifically for graduate women?

		Current degree program		
		Masters	Doctorate	Overall
Does your department currently offer resources, workshops, or receptions specifically for graduate women?	Yes	45.1%	52.6%	49.7%
	No	28.6%	26.2%	27.2%
	Don't know	26.2%	21.1%	23.1%
	N	381	587	968

Do you have any children or plan to have any children while you are a graduate student at MIT?

		Current degree program		
		Masters	Doctorate	Overall
Do you have any children or plan to have any children while you are a graduate student at MIT?	Yes, I have children	8.4%	5.6%	6.7%
	Yes, I plan to have children while at MIT	.8%	3.9%	2.7%
	Yes, I am considering having children while at MIT	2.4%	10.7%	7.4%
	No	82.7%	63.3%	70.9%
	Have not decided	5.8%	16.5%	12.3%
	N	381	588	969

MIT Resources for Graduate Women Students

Have you used this resource?

		Current degree program		
		Masters	Doctorate	Overall
Graduate Women's Group (GWG)	Aware of resource, USED IT	6.6%	19.2%	14.3%
	Aware of resource, HAVE NOT USED it	18.4%	34.7%	28.4%
	Not aware of resource	74.9%	46.1%	57.2%
	N	347	553	900
Association of MIT Alumnae (AMITA)	Aware of resource, USED IT	7.5%	6.7%	7.0%
	Aware of resource, HAVE NOT USED it	33.8%	44.8%	40.6%
	Not aware of resource	58.7%	48.6%	52.4%
	N	346	554	900
Office of the Dean for Graduate Education (ODGE)	Aware of resource, USED IT	8.6%	14.9%	12.5%
	Aware of resource, HAVE NOT USED it	49.0%	52.4%	51.1%
	Not aware of resource	42.4%	32.7%	36.5%
	N	347	550	897
Graduate Community Fellows	Aware of resource, USED IT	1.2%	1.6%	1.5%
	Aware of resource, HAVE NOT USED it	16.6%	22.2%	20.0%
	Not aware of resource	82.2%	76.2%	78.5%
	N	343	550	893
Graduate Women's Reading Group	Aware of resource, USED IT	.0%	4.2%	2.6%
	Aware of resource, HAVE NOT USED it	6.9%	13.2%	10.8%
	Not aware of resource	93.1%	82.7%	86.7%
	N	346	554	900
Student Support Services (S^3)	Aware of resource, USED IT	12.1%	8.8%	10.1%
	Aware of resource, HAVE NOT USED it	30.3%	47.1%	40.6%
	Not aware of resource	57.6%	44.0%	49.3%
	N	347	554	901
Graduate Student Council (GSC)	Aware of resource, USED IT	35.9%	50.7%	45.0%
	Aware of resource, HAVE NOT USED it	57.7%	46.5%	50.8%
	Not aware of resource	6.4%	2.7%	4.1%
	N	345	550	895
Mediation@MIT and Resources For Easing Friction and Stress (REFS)	Aware of resource, USED IT	2.6%	8.7%	6.3%
	Aware of resource, HAVE NOT USED it	26.4%	52.6%	42.5%
	Not aware of resource	71.0%	38.7%	51.1%
	N	345	553	898
MIT Ombuds Office	Aware of resource, USED IT	3.2%	8.3%	6.3%
	Aware of resource, HAVE NOT USED it	22.3%	43.1%	35.1%
	Not aware of resource	74.6%	48.6%	58.6%
	N	346	554	900
MIT Women's Studies Program (gradfeminists@mit.edu)	Aware of resource, USED IT	1.4%	2.0%	1.8%
	Aware of resource, HAVE NOT USED it	34.1%	39.7%	37.6%
	Not aware of resource	64.5%	58.3%	60.6%
	N	346	551	897
MentorNet (http://www.mentornet.net/)	Aware of resource, USED IT	3.8%	5.4%	4.8%
	Aware of resource, HAVE NOT USED it	17.6%	25.9%	22.7%
	Not aware of resource	78.6%	68.7%	72.5%
	N	346	552	898
MIT Campus Police	Aware of resource, USED IT	15.3%	20.2%	18.3%

Have you used this resource? (cont.)

		Current degree program		
		Masters	Doctorate	Overall
MIT Campus Police	Aware of resource, HAVE NOT USED it	77.7%	77.0%	77.3%
	Not aware of resource	6.9%	2.7%	4.4%
	N	346	549	895
MIT Medical's Gynecology	Aware of resource, USED IT	33.1%	55.7%	47.0%
	Aware of resource, HAVE NOT USED it	47.4%	30.5%	37.0%
	Not aware of resource	19.5%	13.8%	16.0%
	N	344	551	895
MIT Medical's Obstetrics	Aware of resource, USED IT	2.9%	7.3%	5.6%
	Aware of resource, HAVE NOT USED it	72.2%	74.4%	73.5%
	Not aware of resource	24.9%	18.3%	20.9%
	N	345	551	896
MIT Medical's Pediatrics	Aware of resource, USED IT	5.5%	4.5%	4.9%
	Aware of resource, HAVE NOT USED it	73.3%	80.0%	77.4%
	Not aware of resource	21.2%	15.5%	17.7%
	N	344	550	894
MIT Medical's Mental Health Services	Aware of resource, USED IT	18.0%	33.2%	27.4%
	Aware of resource, HAVE NOT USED it	75.3%	61.3%	66.7%
	Not aware of resource	6.7%	5.4%	5.9%
	N	344	551	895
MIT Medical's Center for Health Promotion and Wellness	Aware of resource, USED IT	11.6%	20.4%	17.0%
	Aware of resource, HAVE NOT USED it	67.2%	63.3%	64.8%
	Not aware of resource	21.2%	16.4%	18.2%
	N	345	550	895
Student Activities Office (SAO)	Aware of resource, USED IT	30.7%	26.0%	27.8%
	Aware of resource, HAVE NOT USED it	50.3%	47.6%	48.6%
	Not aware of resource	19.0%	26.4%	23.6%
	N	342	553	895
International Students Office (ISO)	Aware of resource, USED IT	28.9%	32.8%	31.3%
	Aware of resource, HAVE NOT USED it	55.4%	52.7%	53.7%
	Not aware of resource	15.7%	14.5%	15.0%
	N	343	552	895
spouses&partners@mit	Aware of resource, USED IT	3.5%	5.6%	4.8%
	Aware of resource, HAVE NOT USED it	52.6%	61.4%	58.0%
	Not aware of resource	43.9%	33.0%	37.2%
	N	344	552	896
Other	Aware of resource, USED IT	6.0%	13.2%	9.7%
	Aware of resource, HAVE NOT USED it	8.0%	13.2%	10.7%
	Not aware of resource	86.0%	73.6%	79.6%
	N	50	53	103

Usage of Institute-Wide Resources

Percent responding 'Used it'

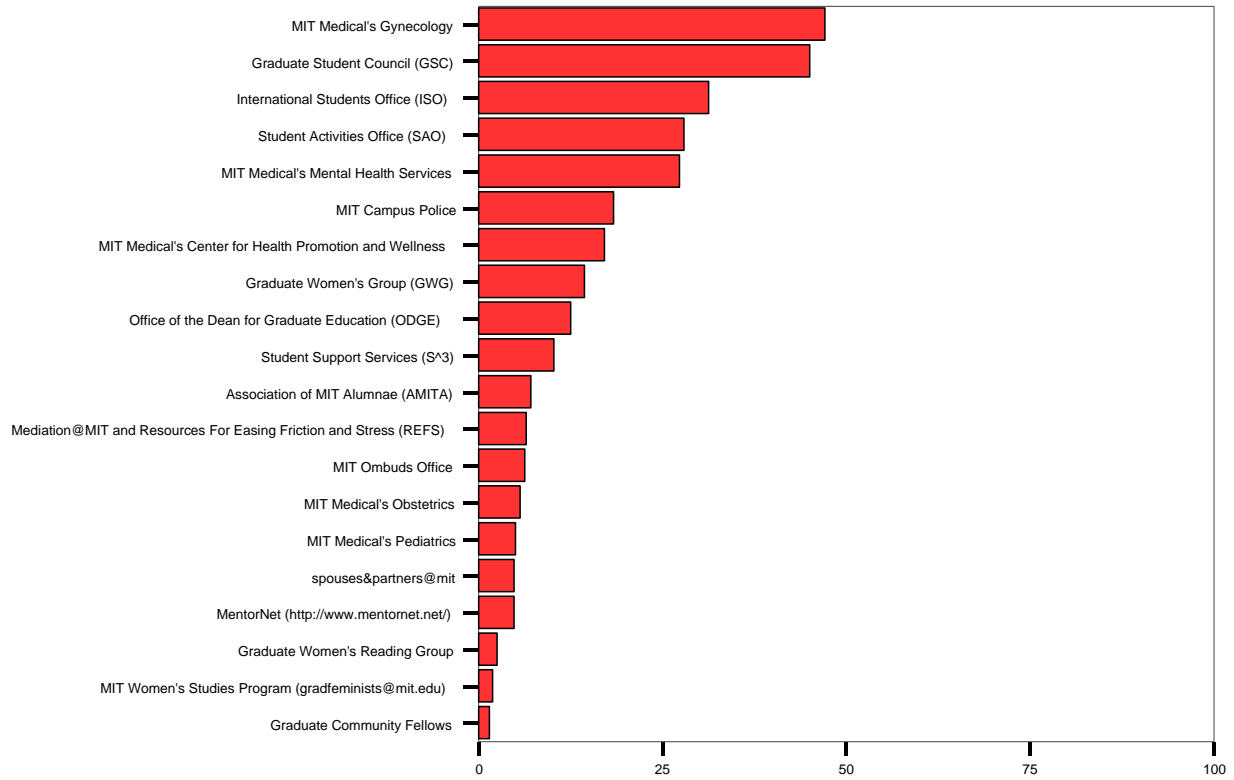


Chart shows overall results.

If you used this resource, please rate the quality of your experience.

		Current degree program		
		Masters	Doctorate	Overall
Graduate Women's Group (GWG)	Poor	.0%	.9%	.8%
	Fair	4.2%	11.3%	10.0%
	Good	20.8%	42.5%	38.5%
	Very good	50.0%	35.8%	38.5%
	Excellent	25.0%	9.4%	12.3%
	N	24	106	130
Association of MIT Alumnae (AMITA)	Poor	.0%	.0%	.0%
	Fair	12.0%	8.3%	9.8%
	Good	24.0%	50.0%	39.3%
	Very good	44.0%	36.1%	39.3%
	Excellent	20.0%	5.6%	11.5%
	N	25	36	61
Office of the Dean for Graduate Education (ODGE)	Poor	3.4%	1.2%	1.8%
	Fair	3.4%	8.5%	7.2%
	Good	17.2%	20.7%	19.8%
	Very good	44.8%	37.8%	39.6%
	Excellent	31.0%	31.7%	31.5%
	N	29	82	111
Graduate Community Fellows	Poor	.0%	8.3%	5.6%
	Fair	.0%	.0%	.0%
	Good	16.7%	.0%	5.6%
	Very good	33.3%	50.0%	44.4%
	Excellent	50.0%	41.7%	44.4%
	N	6	12	18
Graduate Women's Reading Group	Poor	.0%	.0%	.0%
	Fair	.0%	.0%	.0%
	Good	.0%	21.7%	21.7%
	Very good	.0%	30.4%	30.4%
	Excellent	.0%	47.8%	47.8%
	N	0	23	23
Student Support Services (S^3)	Poor	4.4%	8.0%	6.3%
	Fair	4.4%	12.0%	8.4%
	Good	22.2%	28.0%	25.3%
	Very good	31.1%	28.0%	29.5%
	Excellent	37.8%	24.0%	30.5%
	N	45	50	95
Graduate Student Council (GSC)	Poor	2.7%	.8%	1.4%
	Fair	1.8%	7.5%	5.7%
	Good	26.5%	28.5%	27.9%
	Very good	48.7%	44.7%	45.9%
	Excellent	20.4%	18.6%	19.1%
	N	113	253	366
Mediation@MIT and Resources For Easing Friction and Stress (REFS)	Poor	10.0%	.0%	1.8%
	Fair	.0%	.0%	.0%
	Good	50.0%	28.9%	32.7%
	Very good	10.0%	40.0%	34.5%
	Excellent	30.0%	31.1%	30.9%

'Not applicable' counted as missing.

If you used this resource, please rate the quality of your experience. (cont.)

		Current degree program		
		Masters	Doctorate	Overall
Mediation@MIT and	N	10	45	55
MIT Ombuds Office	Poor	.0%	2.5%	2.0%
	Fair	9.1%	12.5%	11.8%
	Good	9.1%	7.5%	7.8%
	Very good	18.2%	25.0%	23.5%
	Excellent	63.6%	52.5%	54.9%
	N	11	40	51
MIT Women's Studies Program (gradfeminists@mit.edu)	Poor	.0%	.0%	.0%
	Fair	.0%	.0%	.0%
	Good	20.0%	.0%	6.3%
	Very good	60.0%	27.3%	37.5%
	Excellent	20.0%	72.7%	56.3%
	N	5	11	16
MentorNet (http://www.mentornet.net/)	Poor	.0%	12.9%	9.5%
	Fair	9.1%	32.3%	26.2%
	Good	36.4%	25.8%	28.6%
	Very good	18.2%	9.7%	11.9%
	Excellent	36.4%	19.4%	23.8%
	N	11	31	42
MIT Campus Police	Poor	7.3%	6.7%	6.9%
	Fair	12.7%	14.3%	13.8%
	Good	23.6%	23.8%	23.8%
	Very good	38.2%	37.1%	37.5%
	Excellent	18.2%	18.1%	18.1%
	N	55	105	160
MIT Medical's Gynecology	Poor	1.9%	2.1%	2.0%
	Fair	6.7%	5.6%	5.9%
	Good	25.7%	24.5%	24.8%
	Very good	34.3%	46.2%	43.0%
	Excellent	31.4%	21.7%	24.3%
	N	105	286	391
MIT Medical's Obstetrics	Poor	.0%	.0%	.0%
	Fair	9.1%	.0%	2.1%
	Good	36.4%	13.5%	18.8%
	Very good	36.4%	40.5%	39.6%
	Excellent	18.2%	45.9%	39.6%
	N	11	37	48
MIT Medical's Pediatrics	Poor	.0%	4.0%	2.6%
	Fair	7.1%	20.0%	15.4%
	Good	7.1%	20.0%	15.4%
	Very good	64.3%	36.0%	46.2%
	Excellent	21.4%	20.0%	20.5%
	N	14	25	39
MIT Medical's Mental Health Services	Poor	3.2%	4.6%	4.2%
	Fair	11.1%	9.8%	10.2%
	Good	25.4%	26.6%	26.3%
	Very good	30.2%	29.5%	29.7%
	Excellent	30.2%	29.5%	29.7%

'Not applicable' counted as missing.

If you used this resource, please rate the quality of your experience. (cont.)

		Current degree program		
		Masters	Doctorate	Overall
MIT Medical's Mental	N	63	173	236
MIT Medical's Center for Health Promotion and Wellness	Poor	.0%	.0%	.0%
	Fair	6.5%	5.8%	6.0%
	Good	23.9%	28.8%	27.3%
	Very good	32.6%	37.5%	36.0%
	Excellent	37.0%	27.9%	30.7%
	N	46	104	150
Student Activities Office (SAO)	Poor	1.1%	.0%	.4%
	Fair	4.3%	4.6%	4.5%
	Good	33.7%	38.2%	36.3%
	Very good	42.4%	36.6%	39.0%
	Excellent	18.5%	20.6%	19.7%
	N	92	131	223
International Students Office (ISO)	Poor	4.2%	3.1%	3.5%
	Fair	8.4%	16.0%	13.2%
	Good	26.3%	32.7%	30.4%
	Very good	41.1%	30.2%	34.2%
	Excellent	20.0%	17.9%	18.7%
	N	95	162	257
spouses&partners@mit	Poor	.0%	.0%	.0%
	Fair	22.2%	10.0%	12.8%
	Good	44.4%	50.0%	48.7%
	Very good	22.2%	30.0%	28.2%
	Excellent	11.1%	10.0%	10.3%
	N	9	30	39
Other	Poor	.0%	16.7%	9.1%
	Fair	.0%	16.7%	9.1%
	Good	.0%	33.3%	18.2%
	Very good	20.0%	16.7%	18.2%
	Excellent	80.0%	16.7%	45.5%
	N	5	6	11

'Not applicable' counted as missing.

Quality of Institute-Wide Resources (if applicable)

Percent responding 'Very Good' or 'Excellent'

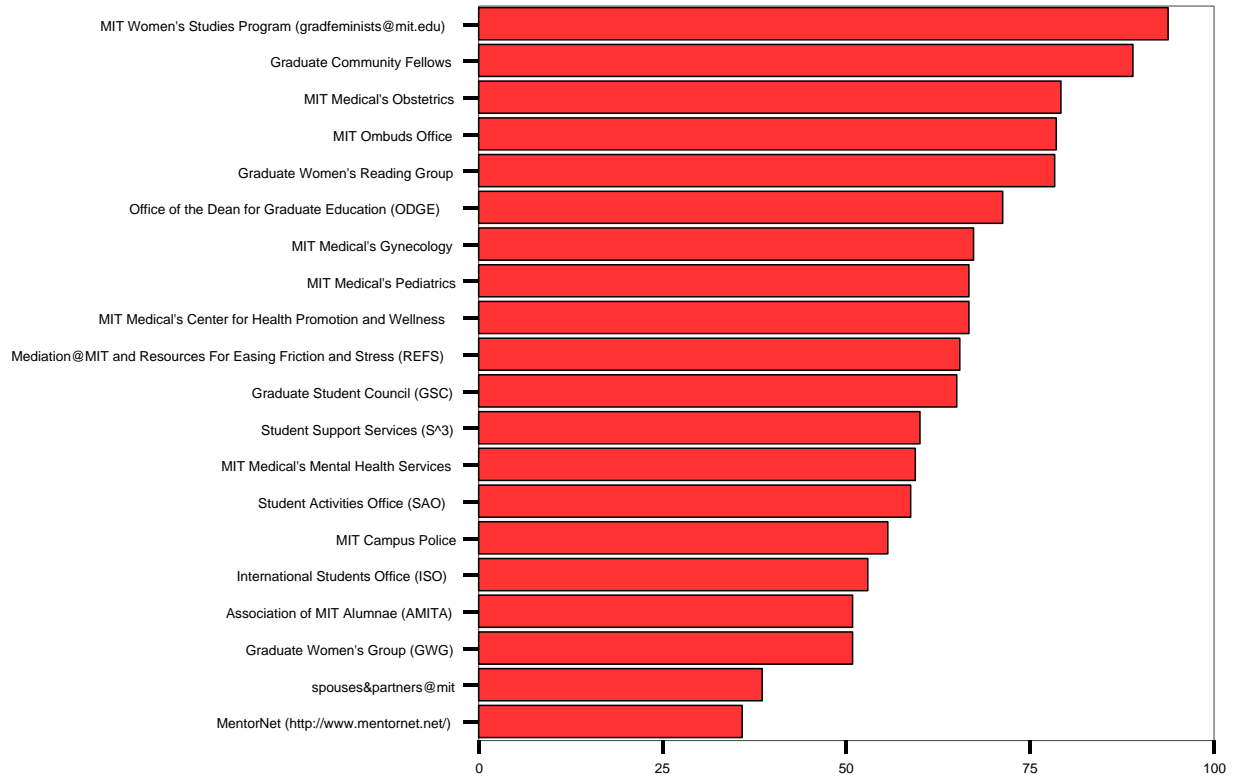


Chart shows overall results.

MIT Services for Graduate Women Students

Have you participated in the following programs available to graduate women students?

		Current degree program		
		Masters	Doctorate	Overall
Graduate Women welcoming reception	Yes	11.5%	18.1%	15.6%
	No, but planning to	16.8%	9.6%	12.4%
	No, not planning to	21.5%	29.6%	26.5%
	Was not aware of this service	50.1%	42.6%	45.5%
	N	339	551	890
Cheney Room (3-310)	Yes	20.4%	23.9%	22.5%
	No, but planning to	4.4%	6.0%	5.4%
	No, not planning to	8.8%	16.9%	13.9%
	Was not aware of this service	66.4%	53.2%	58.2%
	N	339	549	888
Graduate Women lunches	Yes	14.2%	27.7%	22.6%
	No, but planning to	16.6%	13.0%	14.4%
	No, not planning to	10.4%	16.6%	14.2%
	Was not aware of this service	58.8%	42.7%	48.8%
	N	337	548	885
Graduate Mom lunches	Yes	1.2%	4.9%	3.5%
	No, but planning to	3.9%	1.8%	2.6%
	No, not planning to	25.5%	34.9%	31.3%
	Was not aware of this service	69.4%	58.3%	62.6%
	N	337	547	884
Path of Professorship Workshop	Yes	.9%	13.5%	8.7%
	No, but planning to	6.3%	28.7%	20.2%
	No, not planning to	14.0%	22.7%	19.4%
	Was not aware of this service	78.9%	35.1%	51.7%
	N	336	550	886
Leaders in Life Workshop	Yes	.9%	2.7%	2.0%
	No, but planning to	5.9%	9.9%	8.4%
	No, not planning to	7.7%	15.0%	12.2%
	Was not aware of this service	85.5%	72.4%	77.4%
	N	339	547	886
Guest speaker lunches	Yes	10.9%	7.7%	8.9%
	No, but planning to	21.2%	17.5%	18.9%
	No, not planning to	6.2%	15.0%	11.6%
	Was not aware of this service	61.7%	59.9%	60.5%
	N	339	548	887
Other	Yes	5.1%	6.8%	6.0%
	No, but planning to	2.6%	2.3%	2.4%
	No, not planning to	10.3%	13.6%	12.0%
	Was not aware of this service	82.1%	77.3%	79.5%
	N	39	44	83

Participation in Programs Available to Graduate Women Students

Percent responding 'Yes'

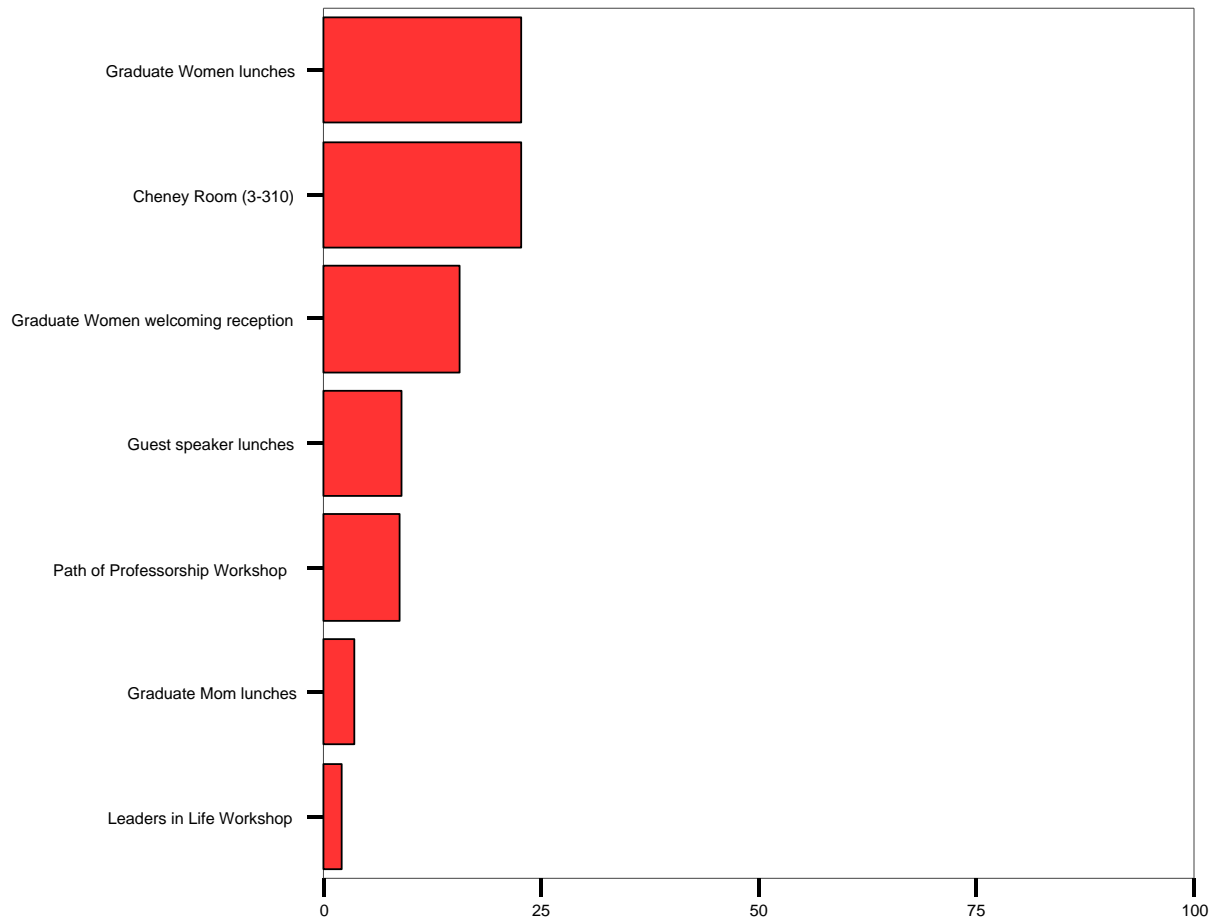


Chart shows overall results.

Have you utilized the following services available to graduate women students and graduate women groups?

		Current degree program		
		Masters	Doctorate	Overall
Personal counseling from faculty or staff (someone to talk to if anything happens)	Yes	18.1%	20.9%	19.8%
	No, but planning to	7.7%	10.0%	9.1%
	No, not planning to	22.8%	29.6%	27.1%
	Was not aware of this service	51.3%	39.5%	44.0%
	N	337	550	887
Help starting departmental women group	Yes	3.0%	4.9%	4.2%
	No, but planning to	3.3%	3.7%	3.5%
	No, not planning to	30.3%	43.0%	38.2%
	Was not aware of this service	63.5%	48.4%	54.1%
	N	337	546	883
Help building interdepartmental connections	Yes	3.6%	6.4%	5.3%
	No, but planning to	6.6%	6.8%	6.7%
	No, not planning to	22.4%	31.8%	28.2%
	Was not aware of this service	67.5%	55.0%	59.7%
	N	335	544	879
Help programming workshops	Yes	1.5%	2.6%	2.2%
	No, but planning to	6.2%	6.3%	6.3%
	No, not planning to	21.7%	33.4%	28.9%
	Was not aware of this service	70.6%	57.7%	62.7%
	N	337	542	879
Help formulating initiatives	Yes	1.8%	3.3%	2.7%
	No, but planning to	6.3%	6.6%	6.5%
	No, not planning to	22.5%	32.1%	28.4%
	Was not aware of this service	69.5%	58.0%	62.3%
	N	334	545	879
Help planning events	Yes	6.5%	5.7%	6.0%
	No, but planning to	7.7%	7.1%	7.4%
	No, not planning to	20.8%	32.6%	28.1%
	Was not aware of this service	65.0%	54.6%	58.6%
	N	337	546	883
Other	Yes	1.7%	3.9%	2.7%
	No, but planning to	3.4%	2.0%	2.7%
	No, not planning to	11.9%	21.6%	16.4%
	Was not aware of this service	83.1%	72.5%	78.2%
	N	59	51	110

Utilized Services Available to Graduate Women Students and Groups

Percent responding 'Yes'

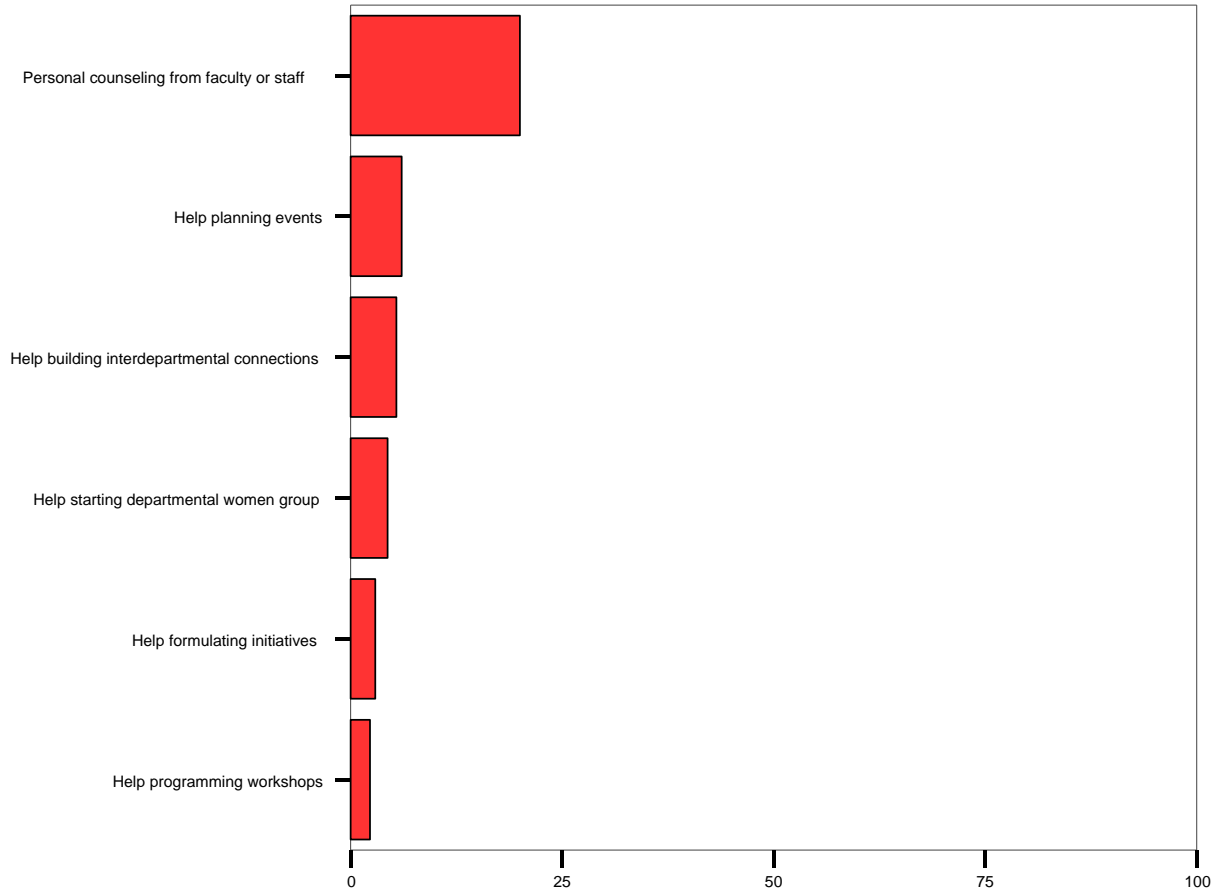


Chart shows overall results.

Please indicate which of the following types of events most interest you.

		Current degree program		
		Masters	Doctorate	Overall
Most interesting	Social events with peers on-campus	31.3%	29.5%	30.2%
	Social events with peers off-campus	15.2%	10.6%	12.3%
	Round table discussions	5.0%	4.9%	4.9%
	Networking with faculty	8.7%	17.8%	14.3%
	Networking with alumni	27.6%	15.9%	20.3%
	Technical/professional conferences at MIT or elsewhere	12.4%	21.4%	18.0%
	N	323	529	852
2nd most interesting	Social events with peers on-campus	19.3%	16.2%	17.3%
	Social events with peers off-campus	13.3%	16.9%	15.6%
	Round table discussions	9.2%	11.8%	10.8%
	Networking with faculty	20.9%	23.2%	22.3%
	Networking with alumni	25.6%	17.9%	20.8%
	Technical/professional conferences at MIT or elsewhere	11.7%	14.1%	13.2%
	N	316	526	842
3rd most interesting	Social events with peers on-campus	16.1%	18.8%	17.8%
	Social events with peers off-campus	14.2%	11.5%	12.5%
	Round table discussions	11.0%	13.3%	12.4%
	Networking with faculty	20.0%	18.5%	19.0%
	Networking with alumni	21.6%	19.4%	20.2%
	Technical/professional conferences at MIT or elsewhere	17.1%	18.5%	18.0%
	N	310	520	830

Please indicate which of the following types of events most interest you. [ALL THREE CHOICES COMBINED]

		Current degree program		
		Masters	Doctorate	Overall
Event	Social events with peers on-campus	65.6%	64.1%	64.7%
	Social events with peers off-campus	41.5%	38.8%	39.8%
	Round table discussions	24.5%	29.7%	27.7%
	Networking with faculty	48.3%	58.6%	54.7%
	Networking with alumni	73.4%	52.6%	60.4%
	Technical/professional conferences at MIT or elsewhere	39.6%	53.3%	48.1%
	N	323	529	852

Percentages total more than 100% due to multiple responses.

Please indicate which of the following workshop topics most interest you.

		Current degree program		
		Masters	Doctorate	Overall
Most interesting	Academic development and advising relationship (as graduate student)	18.1%	23.1%	21.2%
	Academic development and career path choices (post graduate degree)	25.1%	30.6%	28.5%
	Balancing work, family, and life	10.2%	14.7%	13.0%
	Health and wellness	6.7%	5.7%	6.1%
	Communication and interpersonal skills	5.1%	5.4%	5.3%
	Personal stories	4.8%	2.3%	3.2%
	Self-understanding	3.5%	1.7%	2.4%
	Resources around MIT	5.4%	2.9%	3.8%
	Other 1	.6%	.6%	.6%
	Other 2	.0%	.0%	.0%
	Academic, professional, and personal mentoring	20.6%	13.0%	15.9%
N	315	523	838	
2nd most interesting	Academic development and advising relationship (as graduate student)	12.5%	14.6%	13.8%
	Academic development and career path choices (post graduate degree)	19.2%	22.8%	21.5%
	Balancing work, family, and life	14.7%	14.2%	14.4%
	Health and wellness	10.5%	9.8%	10.1%
	Communication and interpersonal skills	13.1%	9.8%	11.0%
	Personal stories	4.2%	4.0%	4.1%
	Self-understanding	4.2%	3.5%	3.7%
	Resources around MIT	3.8%	1.5%	2.4%
	Other 1	.3%	.2%	.2%
	Other 2	.6%	.2%	.4%
	Academic, professional, and personal mentoring	16.9%	19.4%	18.5%
N	313	521	834	
3rd most interesting	Academic development and advising relationship (as graduate student)	10.7%	12.8%	12.0%
	Academic development and career path choices (post graduate degree)	12.4%	10.7%	11.3%
	Balancing work, family, and life	14.0%	16.1%	15.3%
	Health and wellness	11.4%	10.7%	10.9%
	Communication and interpersonal skills	16.0%	12.0%	13.5%
	Personal stories	6.5%	6.4%	6.4%
	Self-understanding	6.8%	6.0%	6.3%
	Resources around MIT	7.8%	4.9%	6.0%
	Other 1	.3%	.0%	.1%
	Other 2	.0%	.0%	.0%
	Academic, professional, and personal mentoring	14.0%	20.4%	18.0%
N	307	515	822	
4th most interesting	Academic development and advising relationship (as graduate student)	12.1%	12.0%	12.0%
	Academic development and career path choices (post graduate degree)	8.8%	9.3%	9.1%
	Balancing work, family, and life	6.2%	12.2%	10.0%
	Health and wellness	17.9%	14.6%	15.8%
	Communication and interpersonal skills	11.0%	12.2%	11.7%
	Personal stories	8.8%	5.7%	6.8%
	Self-understanding	7.0%	7.6%	7.4%
	Resources around MIT	15.0%	12.4%	13.4%
	Other 1	.4%	.4%	.4%
	Other 2	.0%	.0%	.0%
	Academic, professional, and personal mentoring	12.8%	13.7%	13.4%
N	273	460	733	

Please indicate which of the following workshop topics most interest you. [ALL FOUR CHOICES COMBINED]

		Current degree program		
		Masters	Doctorate	Overall
Workshop	Academic development and advising relationship (as graduate student)	50.8%	60.6%	56.9%
	Academic development and career path choices (post graduate degree)	62.9%	72.1%	68.6%
	Balancing work, family, and life	43.8%	55.4%	51.1%
	Health and wellness	43.8%	38.8%	40.7%
	Communication and interpersonal skills	43.2%	37.7%	39.7%
	Personal stories	22.9%	17.6%	19.6%
	Self-understanding	20.0%	17.8%	18.6%
	Resources around MIT	29.8%	20.1%	23.7%
	Other 1	1.6%	1.1%	1.3%
	Other 2	.6%	.2%	.4%
	Academic, professional, and personal mentoring	61.6%	64.4%	63.4%
N	315	523	838	

Percentages total more than 100% due to multiple responses.

In general, how important do you think it is to have events where the participants are largely and/or entirely women?

		Current degree program		
		Masters	Doctorate	Overall
In general, how important do you think it is to have events where the participants are largely and/or entirely women?	Not important	9.3%	12.8%	11.5%
	Somewhat important	41.5%	42.6%	42.2%
	Very important	29.7%	30.1%	30.0%
	Essential	16.7%	12.1%	13.8%
	I don't know	2.8%	2.4%	2.6%
	N	323	538	861

Functions of Support for Graduate Women Students

How important to you are the following functions of graduate women support at MIT?

		Current degree program		
		Masters	Doctorate	Overall
Events that welcome new graduate student women	Not important	7.7%	12.4%	10.7%
	Somewhat important	37.6%	45.4%	42.5%
	Very important	37.2%	29.4%	32.3%
	Essential	17.4%	12.8%	14.5%
	N	298	500	798
Programs that build community amongst women at MIT	Not important	4.7%	7.8%	6.7%
	Somewhat important	31.2%	38.4%	35.8%
	Very important	43.5%	38.0%	40.1%
	Essential	20.6%	15.7%	17.5%
	N	301	510	811
Opportunities for MIT offices to share relevant information (e.g., conferences/fellowships/news/tips) and to publicize resources for graduate women students	Not important	4.3%	5.1%	4.8%
	Somewhat important	26.6%	29.3%	28.3%
	Very important	46.2%	43.2%	44.3%
	Essential	22.9%	22.4%	22.6%

'No opinion' counted as missing.

How important to you are the following functions of graduate women support at MIT? (cont.)

		Current degree program		
		Masters	Doctorate	Overall
Opportunities for MIT offices to share	N	301	505	806
Encouragement for women students to take on leadership roles	Not important	4.3%	6.9%	5.9%
	Somewhat important	17.0%	26.6%	23.0%
	Very important	44.7%	42.8%	43.5%
	Essential	34.0%	23.7%	27.5%
	N	300	507	807
Workshops on topics related to graduate women students	Not important	5.9%	9.3%	8.1%
	Somewhat important	36.1%	36.6%	36.4%
	Very important	42.7%	38.8%	40.2%
	Essential	15.3%	15.2%	15.3%
	N	288	505	793
Events and Programs that address feelings of isolation for graduate women	Not important	12.0%	12.4%	12.3%
	Somewhat important	34.3%	37.1%	36.0%
	Very important	33.6%	32.8%	33.1%
	Essential	20.1%	17.7%	18.6%
	N	283	491	774
Career planning guidance	Not important	2.3%	3.6%	3.1%
	Somewhat important	14.8%	16.0%	15.5%
	Very important	36.2%	36.1%	36.1%
	Essential	46.7%	44.4%	45.3%
	N	304	507	811
Opportunities to learn how to communicate more effectively with male colleagues and advisors	Not important	10.4%	14.6%	13.0%
	Somewhat important	25.8%	28.0%	27.2%
	Very important	36.6%	32.5%	34.0%
	Essential	27.2%	24.9%	25.7%
	N	298	507	805
Connections with alumnae (female alumni)	Not important	4.0%	12.0%	9.0%
	Somewhat important	22.1%	35.2%	30.3%
	Very important	37.6%	33.0%	34.7%
	Essential	36.2%	19.8%	25.9%
	N	298	500	798
Information regarding existing MIT resources for graduate women	Not important	2.7%	3.7%	3.3%
	Somewhat important	24.1%	25.1%	24.7%
	Very important	41.5%	45.3%	43.9%
	Essential	31.8%	25.9%	28.0%
	N	299	514	813
Personal counseling or confidential support	Not important	6.6%	5.6%	6.0%
	Somewhat important	25.4%	27.8%	26.9%
	Very important	39.4%	39.4%	39.4%
	Essential	28.6%	27.2%	27.7%
	N	287	500	787
Conflict resolution training	Not important	11.6%	13.7%	13.0%
	Somewhat important	37.3%	42.0%	40.3%
	Very important	37.0%	30.1%	32.6%
	Essential	14.1%	14.1%	14.1%
	N	284	495	779
Mental health support from a health professional	Not important	8.5%	9.4%	9.1%
	Somewhat important	28.3%	29.7%	29.2%

'No opinion' counted as missing.

How important to you are the following functions of graduate women support at MIT? (cont.)

		Current degree program		
		Masters	Doctorate	Overall
Mental health support from a health professional	Very important	38.9%	31.9%	34.4%
	Essential	24.4%	29.1%	27.4%
	N	283	499	782

No opinion' counted as missing.

**Importance of Graduate Women Support Functions
(among respondents with an opinion)**

Percent responding 'Very Important' or 'Essential'

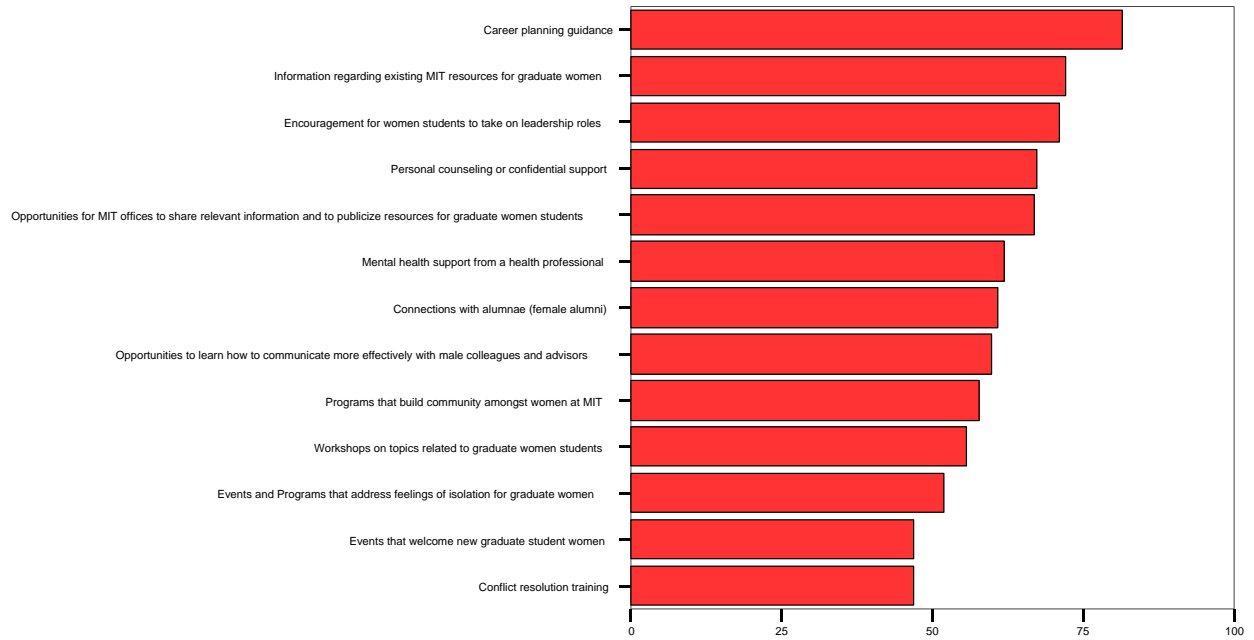


Chart shows overall results.

Your Feelings About MIT Resources and Services for Graduate Women Students

Please rate your agreement or disagreement with the following statements.

		Current degree program		
		Masters	Doctorate	Overall
I would like to have more formal mentoring opportunities from within MIT.	Strongly disagree	2.1%	3.1%	2.8%
	Somewhat disagree	6.6%	7.9%	7.4%
	Nether agree nor disagree	27.1%	35.0%	32.2%
	Somewhat agree	38.2%	32.1%	34.3%
	Strongly agree	26.0%	21.9%	23.4%
	N	288	508	796
I would like to see graduate women's events and programming organized by an institute-wide women's group.	Strongly disagree	1.7%	3.7%	3.0%
	Somewhat disagree	9.9%	11.9%	11.2%
	Nether agree nor disagree	32.1%	39.3%	36.6%
	Somewhat agree	36.9%	28.5%	31.6%
	Strongly agree	19.5%	16.6%	17.6%
	N	293	512	805
I feel confident handling difficult situations in the laboratory or research group.	Strongly disagree	3.3%	2.8%	3.0%
	Somewhat disagree	14.4%	14.3%	14.4%
	Nether agree nor disagree	16.9%	17.5%	17.3%
	Somewhat agree	44.0%	43.0%	43.4%
	Strongly agree	21.4%	22.3%	22.0%
	N	243	502	745
I feel a sense of community among graduate women students at MIT.	Strongly disagree	17.0%	11.8%	13.7%
	Somewhat disagree	32.7%	32.5%	32.6%
	Nether agree nor disagree	27.2%	28.0%	27.7%
	Somewhat agree	19.4%	24.1%	22.3%
	Strongly agree	3.7%	3.6%	3.6%
	N	294	507	801
I feel empowered to voice my academic contributions and request professional acknowledgement (e.g., financial support, letter of recommendation, paper authorship, etc.)	Strongly disagree	3.3%	4.1%	3.9%
	Somewhat disagree	15.4%	16.8%	16.3%
	Nether agree nor disagree	31.3%	17.6%	22.3%
	Somewhat agree	32.7%	35.5%	34.5%
	Strongly agree	17.3%	26.0%	23.0%
	N	272	507	779
I feel empowered to voice my personal concerns and request personal support from MIT when needed.	Strongly disagree	2.4%	5.1%	4.2%
	Somewhat disagree	17.5%	21.0%	19.7%
	Nether agree nor disagree	27.3%	20.2%	22.8%
	Somewhat agree	38.5%	35.8%	36.7%
	Strongly agree	14.3%	17.9%	16.6%
	N	286	509	795
I feel that graduate women student support services are not necessary.	Strongly disagree	48.3%	47.4%	47.7%
	Somewhat disagree	28.3%	29.7%	29.2%
	Nether agree nor disagree	13.1%	13.2%	13.2%
	Somewhat agree	8.3%	6.9%	7.4%
	Strongly agree	2.1%	2.8%	2.5%
	N	290	508	798
I would like to see a greater connection among	Strongly disagree	1.4%	2.1%	1.9%
	Somewhat disagree	3.8%	8.9%	7.1%

'Not applicable' counted as missing.

Please rate your agreement or disagreement with the following statements. (cont.)

		Current degree program		
		Masters	Doctorate	Overall
I would like to see a greater connection among graduate women at MIT across schools and departments.	Nether agree nor disagree	27.0%	27.4%	27.3%
	Somewhat agree	38.8%	39.1%	39.0%
	Strongly agree	29.1%	22.4%	24.8%
	N	289	514	803

'Not applicable' counted as missing.

**Importance of Graduate Women Support Functions
(among respondents with an opinion)**

Percent responding 'Somewhat Agree' or 'Strongly Agree'

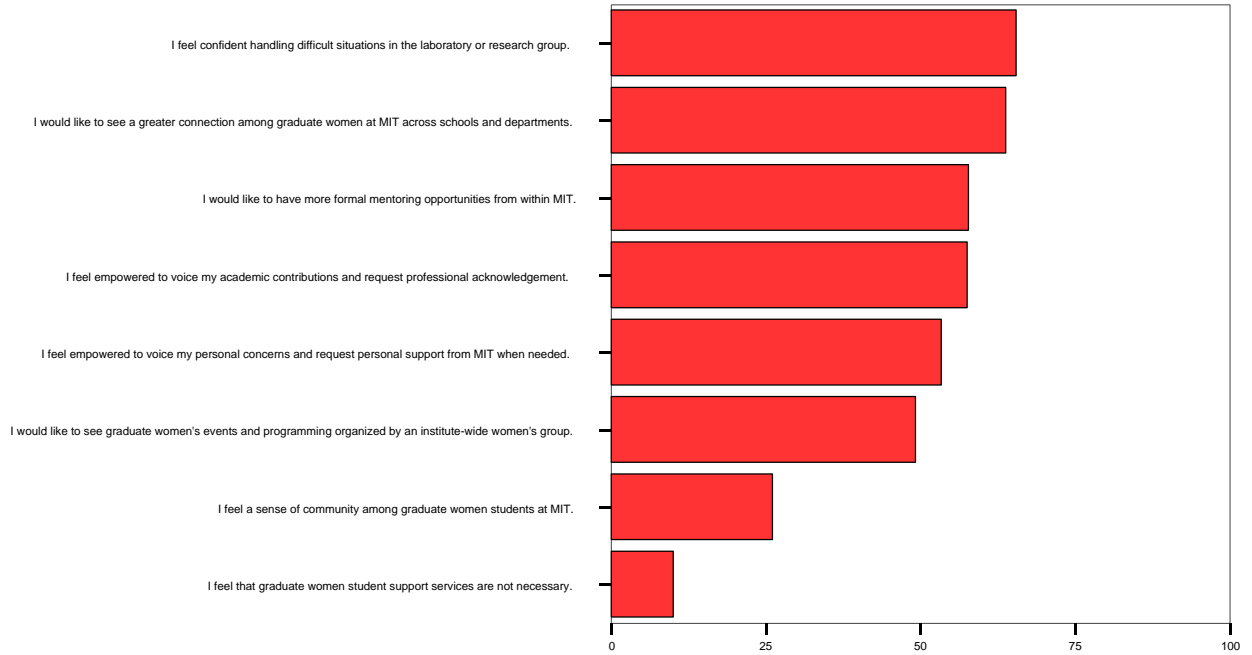


Chart shows overall results.

Have you, or other MIT graduate women students you know, experienced the following situations at MIT?

		Current degree program		
		Masters	Doctorate	Overall
Have you had difficult conversation(s) with your advisor, where the difficulty could be attributed to your being a woman?	Yes	11.6%	22.2%	18.3%
	No	88.4%	77.8%	81.7%
	N	294	518	812
Have you received one-on-one mentoring from a female faculty member?	Yes	25.9%	32.3%	30.0%
	No	74.1%	67.7%	70.0%
	N	294	517	811
Have you experienced or observed inappropriate or negatively stereotyping comments directed toward graduate women students either in the classroom or other professional settings?	Yes	29.8%	34.9%	33.0%
	No	70.2%	65.1%	67.0%
	N	292	516	808

As a graduate woman student, how supported do you feel as an individual at MIT?

		Current degree program		
		Masters	Doctorate	Overall
As a graduate woman student, how supported do you feel as an individual at MIT?	Not at all supported	1.7%	1.9%	1.8%
	Minimally supported	14.9%	14.2%	14.5%
	Somewhat supported	36.8%	33.3%	34.5%
	Mostly supported	32.5%	37.3%	35.5%
	Completely supported	14.2%	13.3%	13.6%
	N	302	520	822

In general, how supportive is MIT to the needs of graduate women students?

		Current degree program		
		Masters	Doctorate	Overall
In general, how supportive is MIT to the needs of graduate women students?	Not at all supportive	1.7%	1.2%	1.3%
	Minimally supportive	15.6%	13.7%	14.4%
	Somewhat supportive	39.4%	40.0%	39.8%
	Mostly supportive	34.1%	36.0%	35.3%
	Completely supportive	9.3%	9.1%	9.2%
	N	302	517	819

Resources for Graduate Student Mothers

Does your department have its own graduate mom group?

		Current degree program		
		Masters	Doctorate	Overall
Does your department have its own graduate mom group?	Yes	26.5%	3.7%	9.2%
	No	38.2%	52.3%	48.9%
	Don't know	35.3%	43.9%	41.8%
	N	34	107	141

Does your on-campus graduate residence have its own graduate mom group?

		Current degree program		
		Masters	Doctorate	Overall
Does your on-campus graduate residence have its own graduate mom group?	Yes	5.9%	5.7%	5.7%
	No	23.5%	15.1%	17.1%
	Don't know	8.8%	18.9%	16.4%
	Not applicable (e.g., I live off-campus)	61.8%	60.4%	60.7%
	N	34	106	140

Have you used this resource?

		Current degree program		
		Masters	Doctorate	Overall
MIT FamilyNet	Aware of resource, USED IT	25.0%	24.5%	24.6%
	Aware of resource, HAVE NOT USED it	21.9%	13.8%	15.9%
	Not aware of resource	53.1%	61.7%	59.5%
	N	32	94	126
Graduate Mom lunches	Aware of resource, USED IT	9.7%	25.5%	21.6%
	Aware of resource, HAVE NOT USED it	41.9%	20.2%	25.6%
	Not aware of resource	48.4%	54.3%	52.8%
	N	31	94	125
GSC Family subcommittee	Aware of resource, USED IT	3.2%	2.2%	2.4%
	Aware of resource, HAVE NOT USED it	9.7%	17.2%	15.3%
	Not aware of resource	87.1%	80.6%	82.3%
	N	31	93	124
The Center for Work, Family, & Personal Life	Aware of resource, USED IT	21.9%	23.4%	23.0%
	Aware of resource, HAVE NOT USED it	28.1%	33.0%	31.7%
	Not aware of resource	50.0%	43.6%	45.2%
	N	32	94	126
Other 1	Aware of resource, USED IT	60.0%	45.5%	50.0%
	Aware of resource, HAVE NOT USED it	.0%	.0%	.0%
	Not aware of resource	40.0%	54.5%	50.0%
	N	5	11	16
Other 2	Aware of resource, USED IT	.0%	.0%	.0%
	Aware of resource, HAVE NOT USED it	.0%	33.3%	20.0%
	Not aware of resource	100.0%	66.7%	80.0%
	N	2	3	5
Other 3	Aware of resource, USED IT	.0%	.0%	.0%
	Aware of resource, HAVE NOT USED it	.0%	.0%	.0%
	Not aware of resource	100.0%	100.0%	100.0%
	N	2	2	4

Usage of Resources for Graduate Student Mothers

Percent responding 'Used it'

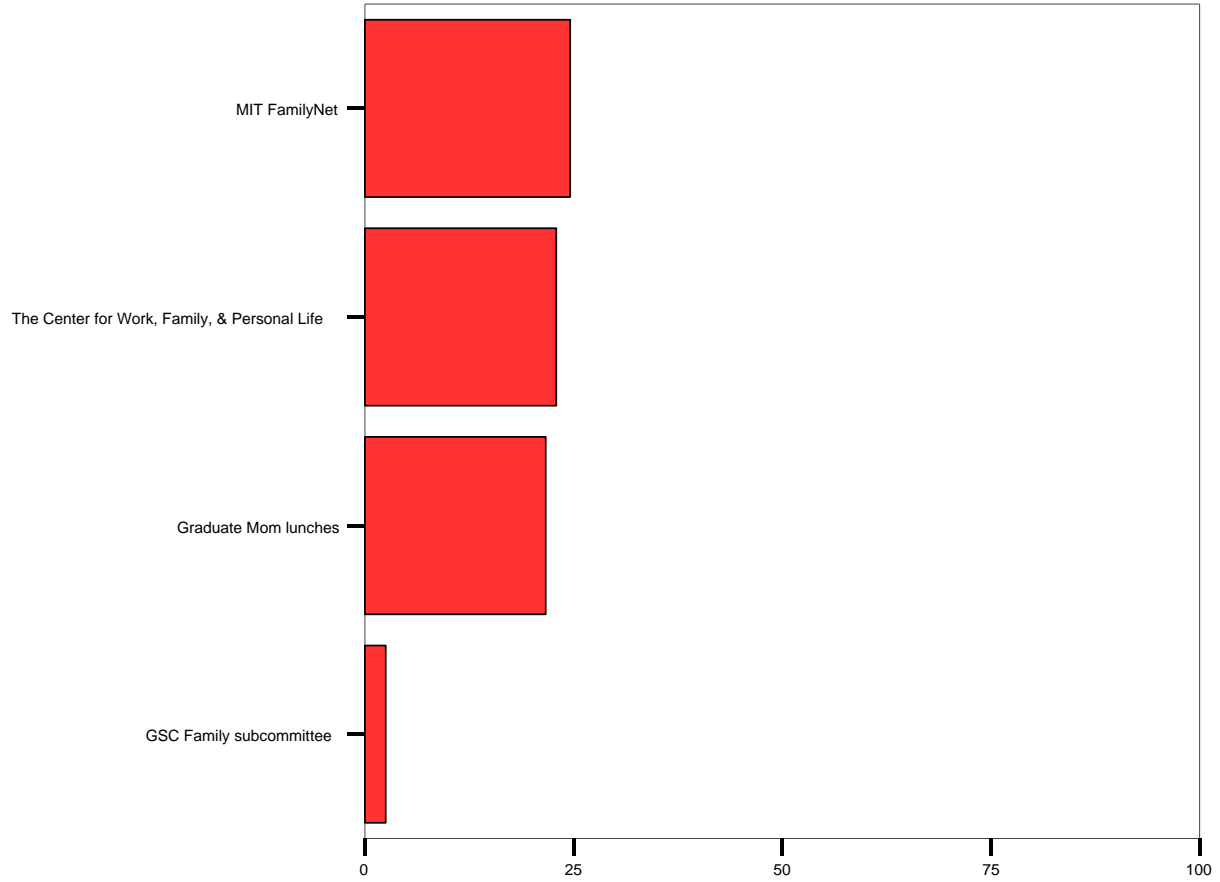


Chart shows overall results.

If applicable, how helpful was this resource?

		Current degree program		
		Masters	Doctorate	Overall
MIT FamilyNet	Very unhelpful	12.5%	4.3%	6.5%
	Somewhat unhelpful	25.0%	13.0%	16.1%
	Neither helpful or unhelpful	37.5%	26.1%	29.0%
	Somewhat helpful	12.5%	43.5%	35.5%
	Very helpful	12.5%	13.0%	12.9%
	N	8	23	31
Graduate Mom lunches	Very unhelpful	.0%	8.7%	7.7%
	Somewhat unhelpful	.0%	.0%	.0%
	Neither helpful or unhelpful	.0%	17.4%	15.4%
	Somewhat helpful	66.7%	21.7%	26.9%
	Very helpful	33.3%	52.2%	50.0%
	N	3	23	26
GSC Family subcommittee	Very unhelpful	.0%	.0%	.0%
	Somewhat unhelpful	.0%	.0%	.0%
	Neither helpful or unhelpful	.0%	.0%	.0%
	Somewhat helpful	100.0%	100.0%	100.0%
	Very helpful	.0%	.0%	.0%
	N	1	1	2
The Center for Work, Family, & Personal Life	Very unhelpful	14.3%	4.3%	6.7%
	Somewhat unhelpful	14.3%	.0%	3.3%
	Neither helpful or unhelpful	.0%	4.3%	3.3%
	Somewhat helpful	71.4%	60.9%	63.3%
	Very helpful	.0%	30.4%	23.3%
	N	7	23	30
Other 1	Very unhelpful	.0%	16.7%	11.1%
	Somewhat unhelpful	.0%	.0%	.0%
	Neither helpful or unhelpful	.0%	.0%	.0%
	Somewhat helpful	100.0%	.0%	33.3%
	Very helpful	.0%	83.3%	55.6%
	N	3	6	9
Other 2	Very unhelpful	.0%	.0%	.0%
	Somewhat unhelpful	.0%	.0%	.0%
	Neither helpful or unhelpful	.0%	.0%	.0%
	Somewhat helpful	.0%	.0%	.0%
	Very helpful	.0%	.0%	.0%
	N	0	0	0
Other 3	Very unhelpful	.0%	.0%	.0%
	Somewhat unhelpful	.0%	.0%	.0%
	Neither helpful or unhelpful	.0%	.0%	.0%
	Somewhat helpful	.0%	.0%	.0%
	Very helpful	.0%	.0%	.0%
	N	0	0	0

'Not applicable' counted as missing.

Helpfulness of Resources for Graduate Student Mothers (if applicable)

Percent responding 'Somewhat Helpful' or Very Helpful'

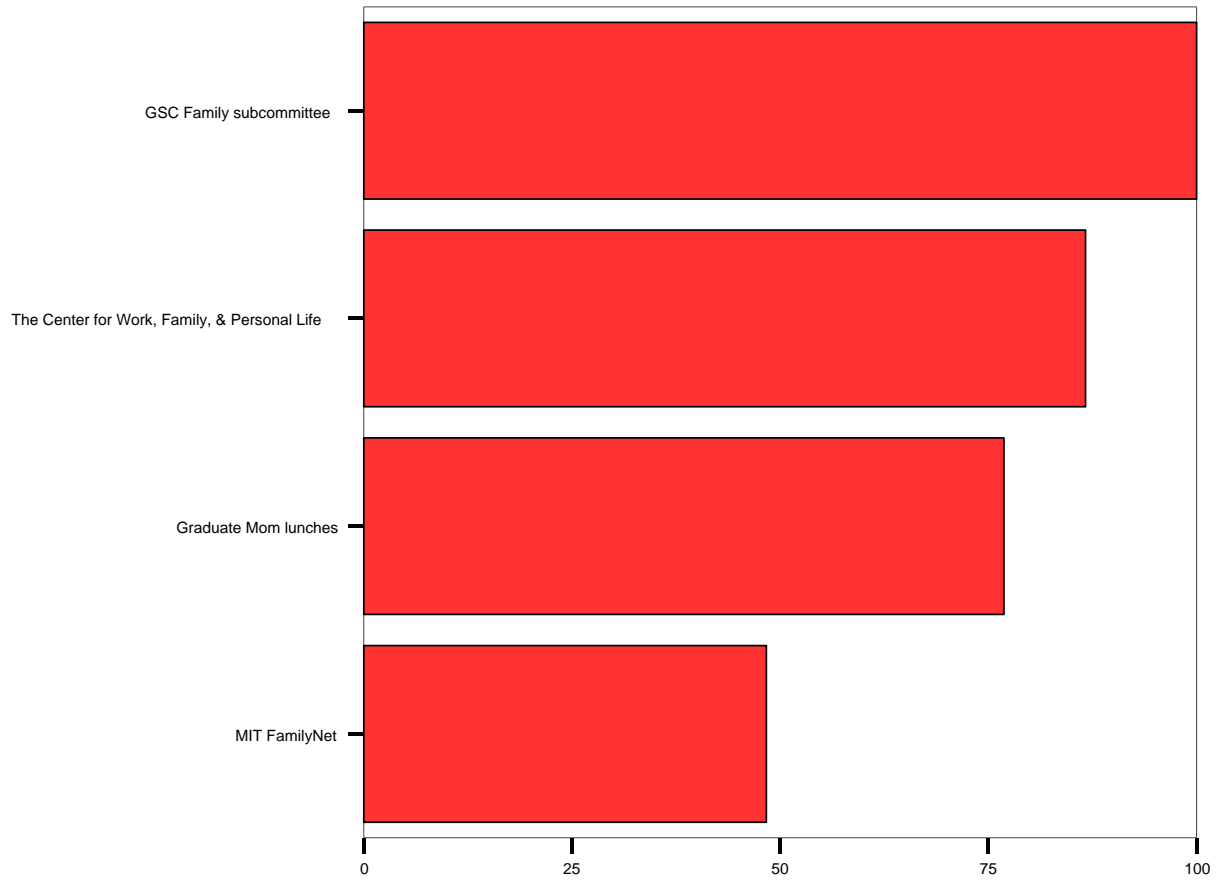


Chart shows overall results.