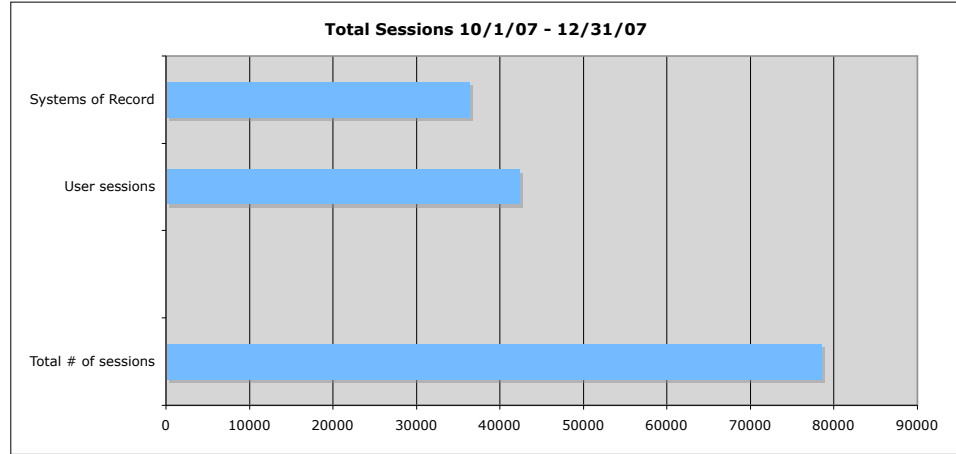


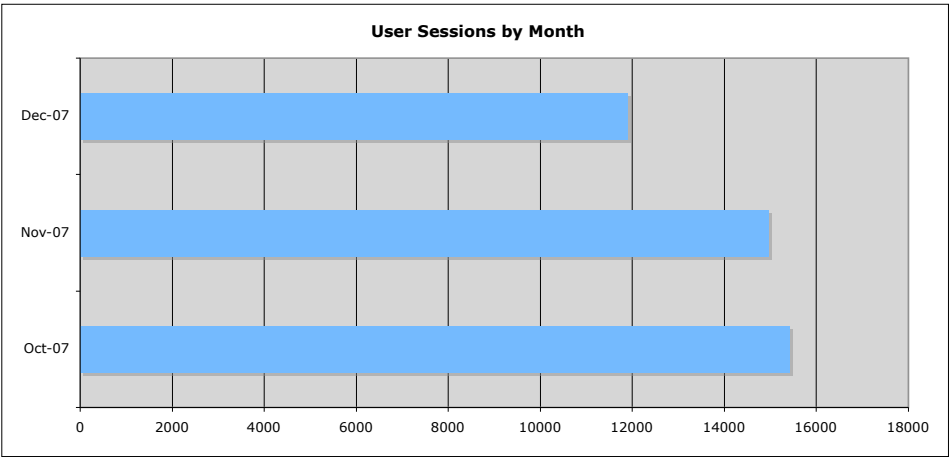
Data Warehouse Statistics October 1, 2007 through December 31, 2007

User Sessions by Month

	Oct-07	15402
	Nov-07	14947
	Dec-07	11893
# of DLCs		127
# of unique users		677
Total # of sessions		78512
User sessions		42242
Systems of Record		36270

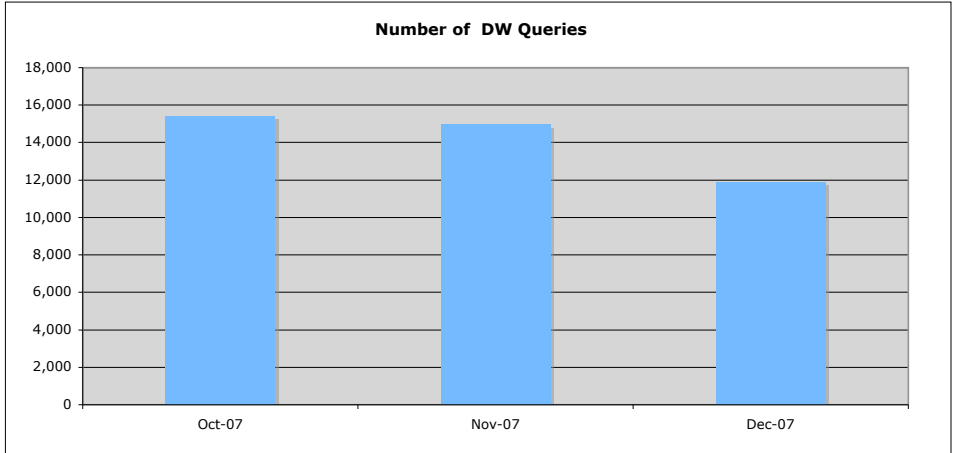
10121
0.193285335
19% decrease in queries over 2008 Q1.





Queries by Department Total October November December 0.227244013 0.133348648

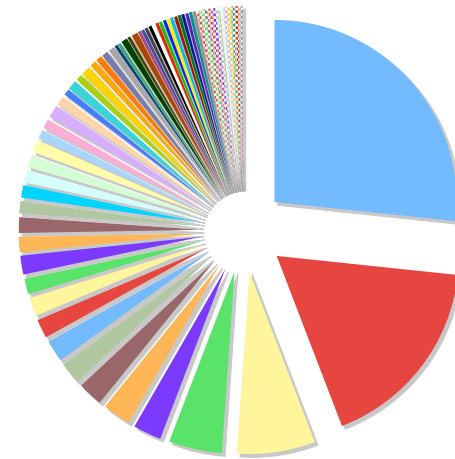
Human Resources	11,216	212	324	329
Information Services & Technology	7,386	66	70	92
Controller's Accounting Office	2,982	43	20	33
Microsystems Technology Laboratories	1,972	14	4	
Dean for Student Life-Administration	1,136	8	2	7
Office of Finance	1,032	4	1	4
Sloan School of Management	903	2	15	
Queries run by employees presently terminate	865	247	291	170
Center for International Studies	755		1	
Audit Division	708	58	49	16
Environment, Health & Safety Office	705	38	24	31
Office of the Provost	663	10		
Office of Budget Operations	623	1	5	
Media Laboratory	616	84	113	87
Mathematics	535	49	14	63
Office of Sponsored Programs	534	10	4	2
Nuclear Reactor Laboratory	517	2	2	3
Libraries	455	419	183	153
Chemistry	430	1	1	50
The Broad Institute	416	139	178	71
Mechanical Engineering	393	2	3	5
Center for Real Estate	388	12	4	5
Research Laboratory of Electronics	388		4	
Facilities Administration	367	192	130	108
Comp Sci & Artificial Intelligence Lab	308	28	26	16



MIT Sea Grant College Program	294	14	6	3
Center for Cancer Research	284	102	124	82
Technology Licensing Office	283	1,363	932	687
Property Office	247	25	37	39
Physics	232	18	4	4
Administrative Services: Chem E/DMSE	228	10	3	23
Department of Biological Engineering	218	4	2	5
Student Financial Services	175	442	377	317
Medical	171	57	29	22
School of Humanities, Arts, & Social Sci	168	67	103	48
School of Engineering	163	26	35	24
Laboratory for Nuclear Science	153	10	13	11
Electrical Engineering-Computer Science	145	6	3	5
MIT-Portugal Program	127	19	8	5
Center for Environmental Health Sciences	126	5	2	1
School of Science	126	31	3	4
Biology	123	18	6	6
Dean for Undergraduate Education	108	47	66	32
Kavli Inst for Astrophysics & Space Rsrh	105	29	21	9
Francis Bitter Magnet Laboratory	102	224	216	265
Corporate Relations/Indust Liaison Prog	101		4	
Aeronautics and Astronautics	96	121	161	85
MIT Energy Initiative	95	18	47	19
Brain & Cognitive Sciences	93	10	5	9
Urban Studies & Planning	93	9	3	3
Development Research and Systems	85	15	8	19
Facilities Dev Design Eng & Construction	84	1	1	
Harvard/MIT Division of HST	72	51	39	12
Plasma Science and Fusion Center	71	4		
Civil and Environmental Engineering	70	12		
VP Information Services & Technology	65	34	24	14
Engineering Systems Division	59	22	16	3
Office of the General Counsel	56		1	
Center for Matl Science and Engineering	52	4,546	3,281	3,389
Office of Faculty Support	49	2,445	2,696	2,245
Lemelson/MIT Program	45	4	19	11
Prog in Science, Technology, & Society	44	49	35	21
Lab for Manufacturing & Productivity	43	4	5	2
Literature Section	43	11	9	7
Facilities Utilities	42	8	31	4
Haystack Observatory	41	82	35	36
Materials Science and Engineering	40	7	11	27
Picower Institute for Learning & Memory	40	176	139	140
EHS Headquarters Office	38	13	8	8
Office of the President	37	16	12	4
Vice Pres for Resource Development	37	28	11	4
Ctr for Education Computing Initiatives	36	1	6	3
Division of Comparative Medicine	34	2	6	1
Institute for Soldier Nanotechnologies	34	12	20	8
MIT Press	33	189	171	175
Earth, Atmospheric & Planetary Sciences	32	3	4	3
Lincoln Laboratory	32	125	159	109
Electrical Eng & Computer Sci	30	61	167	388
Lincoln Fiscal Office	29	47	83	41
Lab for Information & Decision Systems	27	65	1,449	458
Credit Union	26	1	2	
Facilities Mail Services	24	64	19	12
Clinical Research Center	23	8	2	4
Undergraduate Advising and Academic Prog	23	10	19	4
School of Architecture & Planning	22	152	119	23
Center for Transportation & Logistics	21	22	63	42
Nuclear Science and Engineering	19	198	207	112
Alumni Association	18	11	8	

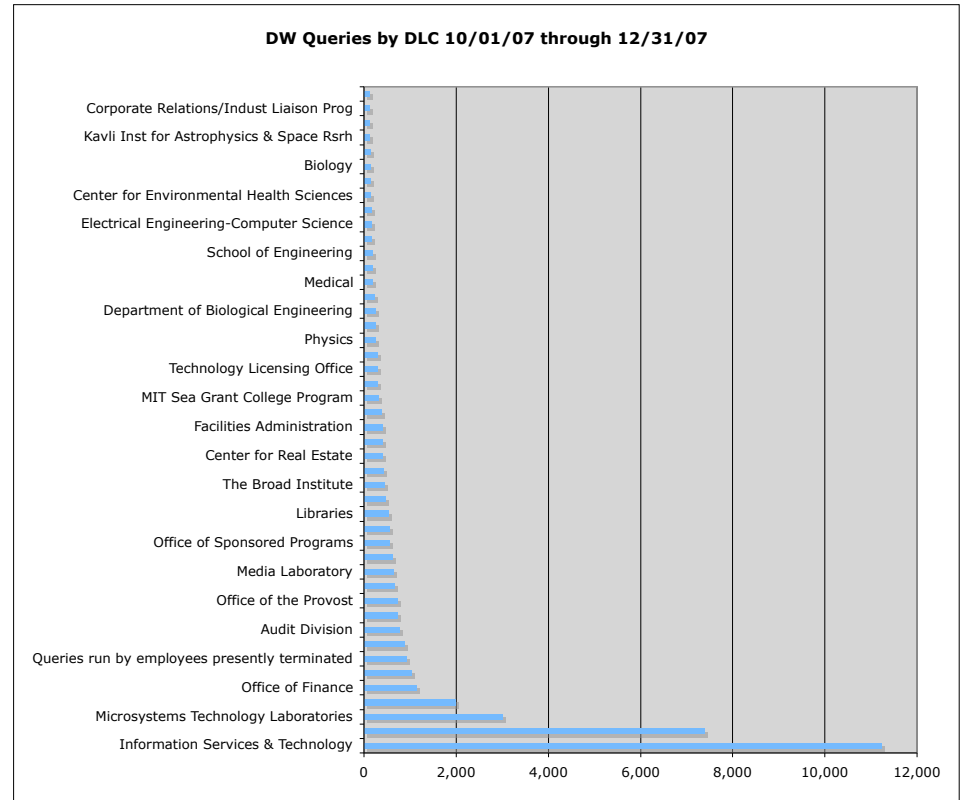
82 122 DLCs accessed the Data Warehouse running a total of 42,242 queries. Departments that ran over 100 queries for the

**Total DW Queries by Department 10/01/07 through 12/31/07
Top 50 (over 100 queries) shown**



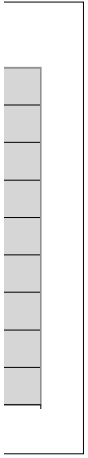
Human Resources	Information Services & Technology
Controller's Accounting Office	Microsystems Technology Laboratories
Dean for Student Life-Administration	Office of Finance
Sloan School of Management	Queries run by employees presently terminated
Center for International Studies	Audit Division
Environment, Health & Safety Office	Office of the Provost
Office of Budget Operations	Media Laboratory
Mathematics	Office of Sponsored Programs
Nuclear Reactor Laboratory	Libraries
Chemistry	The Broad Institute
Mechanical Engineering	Center for Real Estate
Research Laboratory of Electronics	Facilities Administration
Comp Sci & Artificial Intelligence Lab	MIT Sea Grant College Program
Center for Cancer Research	Technology Licensing Office
Property Office	Physics
Administrative Services: Chem E/DMSE	Department of Biological Engineering
Student Financial Services	Medical
School of Humanities, Arts, & Social Sci	School of Engineering
Laboratory for Nuclear Science	Electrical Engineering-Computer Science
MIT-Portugal Program	Center for Environmental Health Sciences
School of Science	Biology
Dean for Undergraduate Education	Kavli Inst for Astrophysics & Space Rsrh
Francis Bitter Magnet Laboratory	Corporate Relations/Indust Liaison Prog
Aeronautics and Astronautics	MIT Energy Initiative
Brain & Cognitive Sciences	Urban Studies & Planning
Development Research and Systems	Facilities Dev Design Eng & Construction
Harvard/MIT Division of HST	Plasma Science and Fusion Center
Civil and Environmental Engineering	VP Information Services & Technology
Engineering Systems Division	Office of the General Counsel
Center for Matl Science and Engineering	Office of Faculty Support
Lemelson/MIT Program	Prog in Science, Technology, & Society
Lab for Manufacturing & Productivity	Literature Section
Facilities Utilities	Haystack Observatory
Materials Science and Engineering	Picower Institute for Learning & Memory
EHS Headquarters Office	Office of the President

AMPS-Libraries	17	226	213	184
Architecture	17	39	6	4
Technology Review	17	366	532	134
Center for Global Change Science	16	194	178	162
Facilities Repair & Maintenance	15	33	15	8
Document Services	14	25	5	7
MIT Investment Management Company	14	236	300	127
Public Relations Services	13	2		1
Graduate Students Office	12		7	
Dean for Student Life	11	3	3	3
Lab for Electromagnetic Electronic Sys	11	111	73	48
Campus Police	10	11	18	11
Center for Technology, Policy & Ind Dev	10	39	25	7
Management	10	1	2	1
McGovern Institute for Brain Research	10	8		
Anthropology Program	9	23	14	7
Materials Processing Center	9	2		4
Parking and Transportation Office	9	98	81	68
Economics	8	8	2	3
Professional Education Programs	8	1	1	2
Student Activities	8	101	122	165
Center for Information Systems Research	7	13	7	2
Operations Research Center	7	69	41	53
System Design and Management Program	7	99	37	32
Center for Biomedical Innovation	6	61	36	29
Program in Writing & Humanistic Studies	6		1	1
Chemical Engineering	4	390	306	207
Experimental Study Group	4	1	1	1
Freshmen	4	3	5	
Political Science	4	110	43	22
Recording Secretary	4	4	3	
Military Science	3	89	108	86
OpenCourseWare	3	6	3	8
Spectroscopy Laboratory	3	136	126	154
Foreign Languages & Literature Section	2	5	7	11
Singapore/MIT Alliance	2	32	32	29
Biological Engineering	1	9	11	17
History Section	1	1		
Vice President for Finance Operating	1	32	20	13
Totals	42,242	October-07 15,402	November-07 14,947	December-07 11,893



100

100



3 quarter are illustrated below.

