REVISIONS				
ZONE	REV.	DESCRIPTION	DATE	APPROVED
	A	RELEASE FOR MANUFACTURE	12/3/2014	J. KELSEY

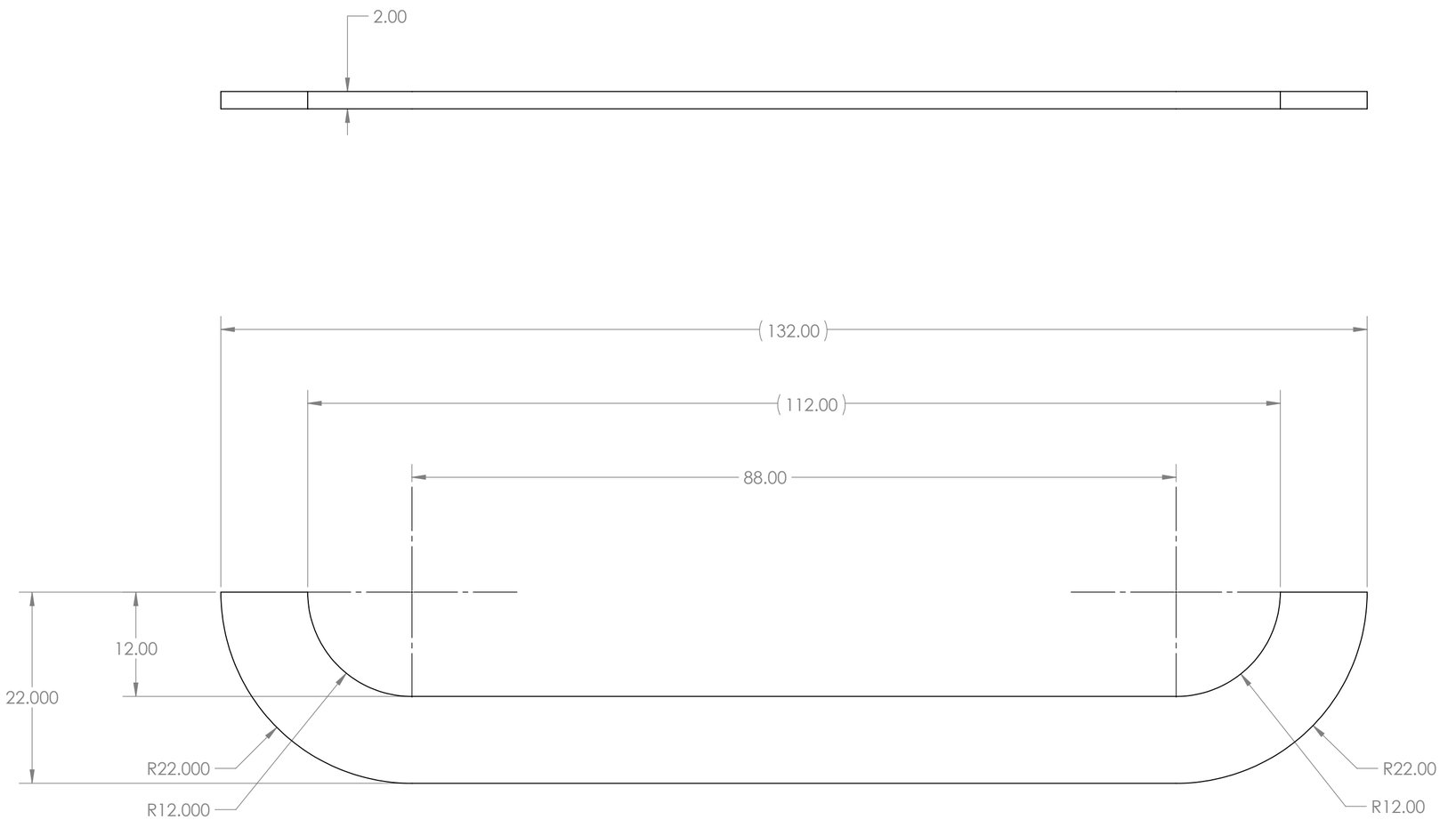

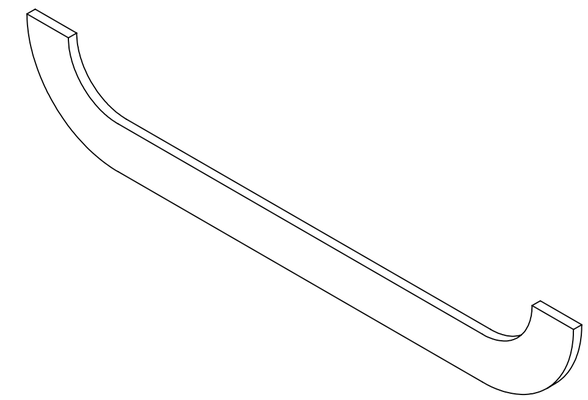

QTY. 9 REQUIRED

NOTES:

1) REMOVE BURRS AND BREAK ALL SHARP CORNERS R0.03 INCHES MAX OR CHAMFER.

2) ALL PARTS MUST BE CLEANED AND DEGREASED.

WEIGHT IN POUNDS.

275.87

THIRD ANGLE PROJECTION

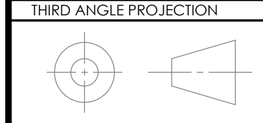

MATERIAL: 6061-T6 (SS)		SHOP NOTES: - DO NOT SCALE DRAWING. - BREAK ALL SHARP EDGES.	MASSACHUSETTS INSTITUTE OF TECHNOLOGY LABORATORY FOR NUCLEAR SCIENCE **BATES LINEAR ACCELERATOR CENTER**
		SURFACE FINISH: √ MAXIMUM, ALL MACHINED SURFACES	
APPROVALS:	DATE:	UNLESS OTHERWISE SPECIFIED, DIMENSIONS ARE IN INCHES. TOLERANCES ARE:	**Moller Hybrid Vacuum Chamber Main Rib Horiz section**
ORIGINATOR: J. KELSEY	11/30/2014		
DRAWN BY: C. VIDAL	11/30/2014	FRACTIONS: ±1/32 · DECIMALS: .XX ±.010, .XXX ±.005 · ANGLES: ±1°	
CHECKED BY: J. KELSEY	11/30/2014		
APPROVED BY: J. KELSEY	11/30/2014		
NEXT ASSEMBLY: Moller Hybrid Vacuum Chamber Weldment		SolidWorks GENERATED DRAWING. FILE LOCATION AND NAME: -	SCALE: 1:12 · PROJECT #: Hybrid Coil Vacuum Chamber · SIZE: C · DRAWING #: · SHEET #: 1 OF 1 · REV: C