REVISIONS				
ZONE	REV.	DESCRIPTION	DATE	APPROVED
	A	RELEASE FOR QUOTE	4/22/2014	J. KELSEY

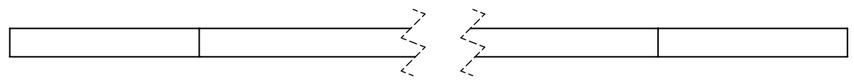

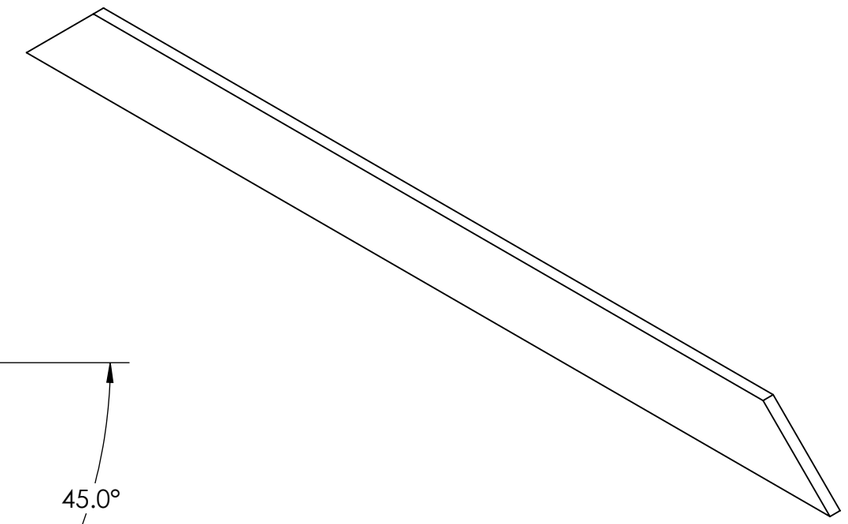

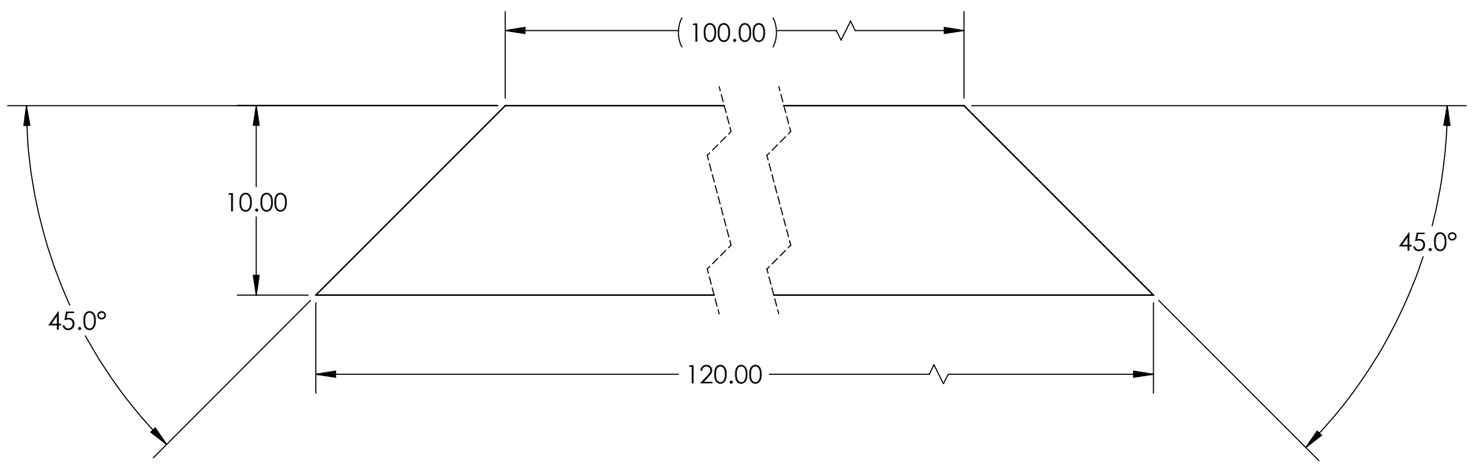

NOTES:

1) REMOVE BURRS AND BREAK ALL SHARP CORNERS R0.03 INCHES MAX OR CHAMFER.

2) ALL PARTS MUST BE CLEANED AND DEGREASED.

QTY. 9 REQUIRED

WEIGHT IN POUNDS.

160.95

THIRD ANGLE PROJECTION

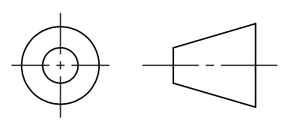

MATERIAL: 6061-T6 (SS)	SHOP NOTES: - DO NOT SCALE DRAWING. - BREAK ALL SHARP EDGES.	MASSACHUSETTS INSTITUTE OF TECHNOLOGY LABORATORY FOR NUCLEAR SCIENCE **BATES LINEAR ACCELERATOR CENTER**
	SURFACE FINISH: √ MAXIMUM, ALL MACHINED SURFACES	
APPROVALS: / DATE:	UNLESS OTHERWISE SPECIFIED, DIMENSIONS ARE IN INCHES. TOLERANCES ARE:	**Moller Hybrid Vacuum Chamber Top Plate I Beam Brace**
ORIGINATOR: J. KELSEY 12/18/2014		
DRAWN BY: C. VIDAL 12/18/2014		
CHECKED BY: J. KELSEY 12/18/2014	FRACTIONS: ±1/32 · DECIMALS: .XX ±.010, .XXX ±.005 · ANGLES: ±1°	
APPROVED BY: J. KELSEY 12/18/2014		
NEXT ASSEMBLY: Moller Hybrid Vacuum Chamber Top Plate Weldment	SolidWorks GENERATED DRAWING. FILE LOCATION AND NAME: -	

SCALE:	PROJECT #:	SIZE:	DRAWING #:	SHEET #:	REV:
1:8	J-LAB MOLLER	B		1 OF 1	D