REVISIONS				
ZONE	REV.	DESCRIPTION	DATE	APPROVED
	A	RELEASE FOR MANUFACTURE	11/13/2014	J. KELSEY

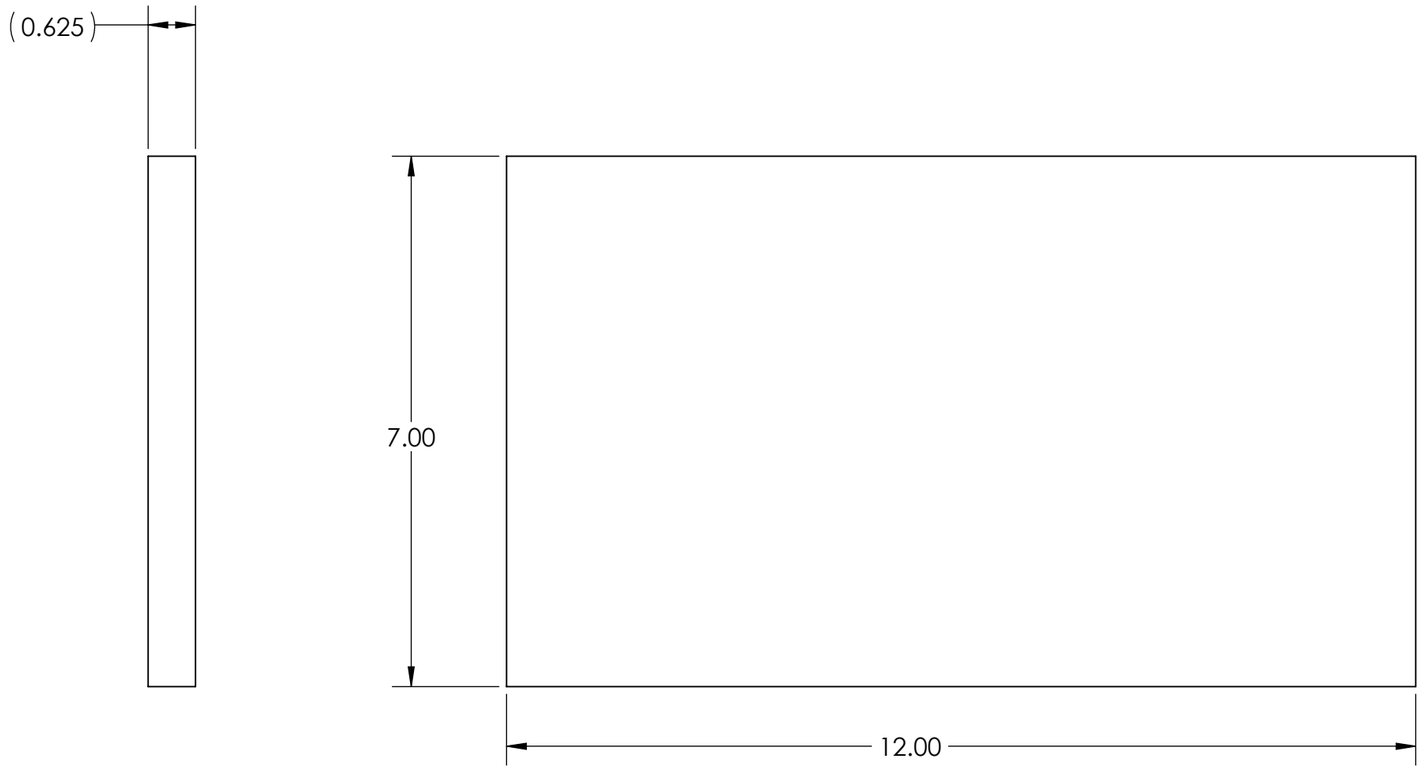

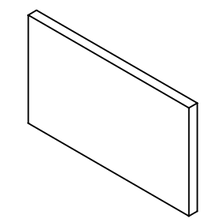

NOTES:

1) REMOVE BURRS AND BREAK ALL SHARP CORNERS R0.03 INCHES MAX OR CHAMFER.

2) ALL PARTS MUST BE CLEANED AND DEGREASED.

QTY. 22 REQUIRED

WEIGHT IN POUNDS.

5.12

THIRD ANGLE PROJECTION

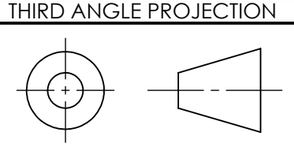

MATERIAL: 6061-T6 (SS)	SHOP NOTES: - DO NOT SCALE DRAWING. - BREAK ALL SHARP EDGES.	MASSACHUSETTS INSTITUTE OF TECHNOLOGY LABORATORY FOR NUCLEAR SCIENCE **BATES LINEAR ACCELERATOR CENTER**
	SURFACE FINISH: √ MAXIMUM, ALL MACHINED SURFACES	
APPROVALS: / DATE:	UNLESS OTHERWISE SPECIFIED, DIMENSIONS ARE IN INCHES. TOLERANCES ARE:	**Moller Hybrid Vacuum Chamber Top Plate I beam End Cap**
ORIGINATOR: J. KELSEY 11/10/2014	FRACTIONS: ±1/32	
DRAWN BY: C. VIDAL 11/10/2014	DECIMALS: .XX ±.010 .XXX ±.005	
CHECKED BY: J. KELSEY 11/10/2014	ANGLES: ±1°	
APPROVED BY: J. KELSEY 11/10/2014		
NEXT ASSEMBLY: Moller Hybrid Vacuum Chamber Top Plate Weldment	SolidWorks GENERATED DRAWING. FILE LOCATION AND NAME: -	

SCALE:	PROJECT #:	SIZE:	DRAWING #:	SHEET #:	REV:
1:2	J-LAB MOLLER	B	-	1 OF 1	B