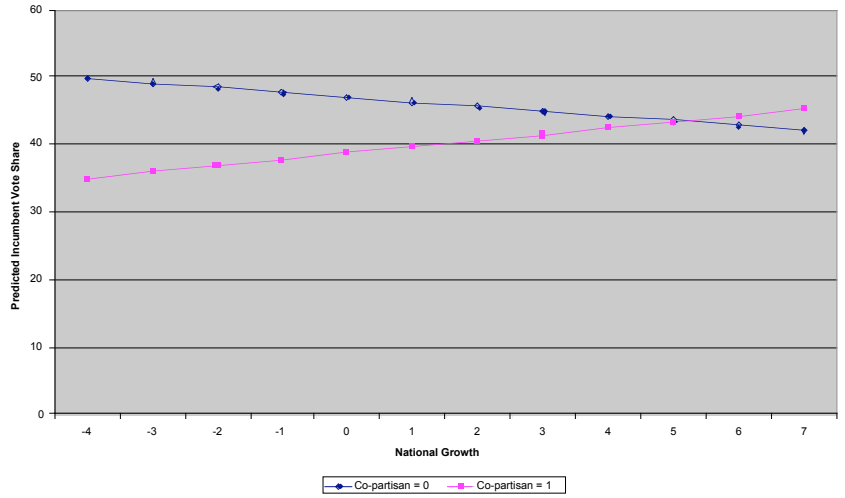
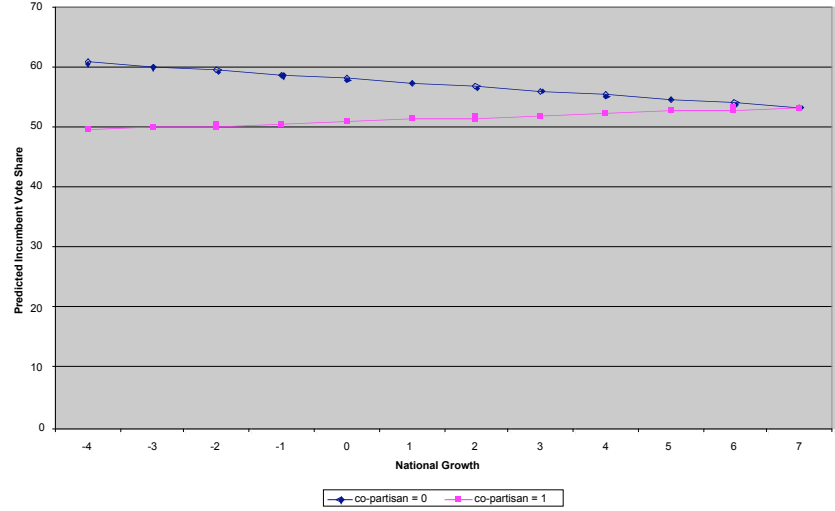


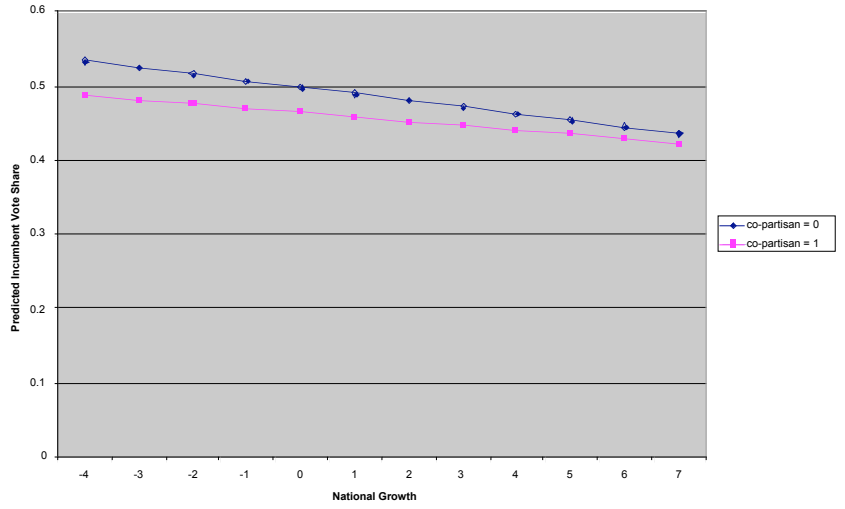
Canada: The Effect of National Growth on Incumbent Vote Share Conditional on Co-partisanship



U.S.: Effect of National Growth on Incumbent Vote Conditional on Copartisanship



Germany: Effect of National Growth on Incumbent Vote Share Conditional on Co-partisanship



Argentina: Effect of National Growth on Incumbent Vote Share Conditional on Co-partisanship

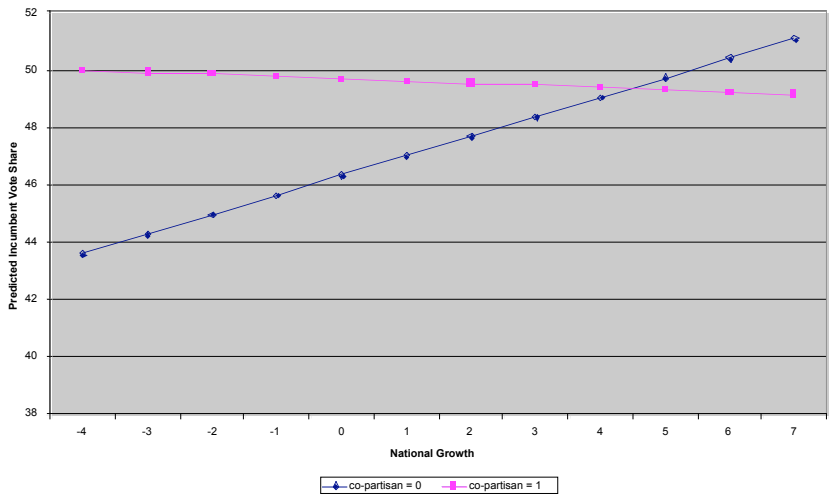


Table 1: Provincial economic growth and incumbent vote share

	Canada		USA		Germany		Argentina	
Lag incumbent vote share	-0.003	0.21	0.26	0.04 ***	0.41	0.12 ***	-0.13	0.16
Vote share of federal co-partisan Provincial growth rate	0.24	0.08 ***	0.02	0.04	0.35	0.14 ***	0.25	0.13 **
Constant	34.83	9.25	38.12	3.05	0.11	0.07	44.68	10.33
r square	0.30		0.30		0.53		0.09	
Observations	73		711		75		83	
Provinces	10		47		10		23	

Table 2, National Economic Growth, Co-Partisanship, and Incumbent Vote Share

	Canada		USA		Germany		Argentina		Mexico	
Lag incumbent vote share	-0.06	0.20	0.22	0.05 ***	0.35	0.12 ***	-0.27	0.17	0.34	0.20 *
Vote share of federal co-partisan	0.27	0.09 ***	0.12	0.04 ***	0.60	0.14 ***	0.20	0.13	0.76	0.14 ***
National growth rate	-0.11	0.51	-0.64	0.18 ***	-0.004	0.004	0.03	0.55	0.19	1.23
Co-partisan dummy	-6.95	3.18 **	-7.08	0.94 ***	-0.04	0.02 **	6.31	2.76 **	-14.18	7.38 **
National growth rate X Co-partisan dummy	1.07	0.93	1.01	0.25 ***	0.004	0.01	-0.64	0.66	-0.80	1.34
Constant	38.81	8.71	39.25	3.28	0.038	0.07	49.94	10.89	-3.53	10.74
r square	0.22		0.12		0.63		0.15		0.66	
Observations	79		624		69		85		89	
Provinces	10		47		10		23		31	