



GREEN TOMORROW



Samsung Air Conditioners



SAMSUNG

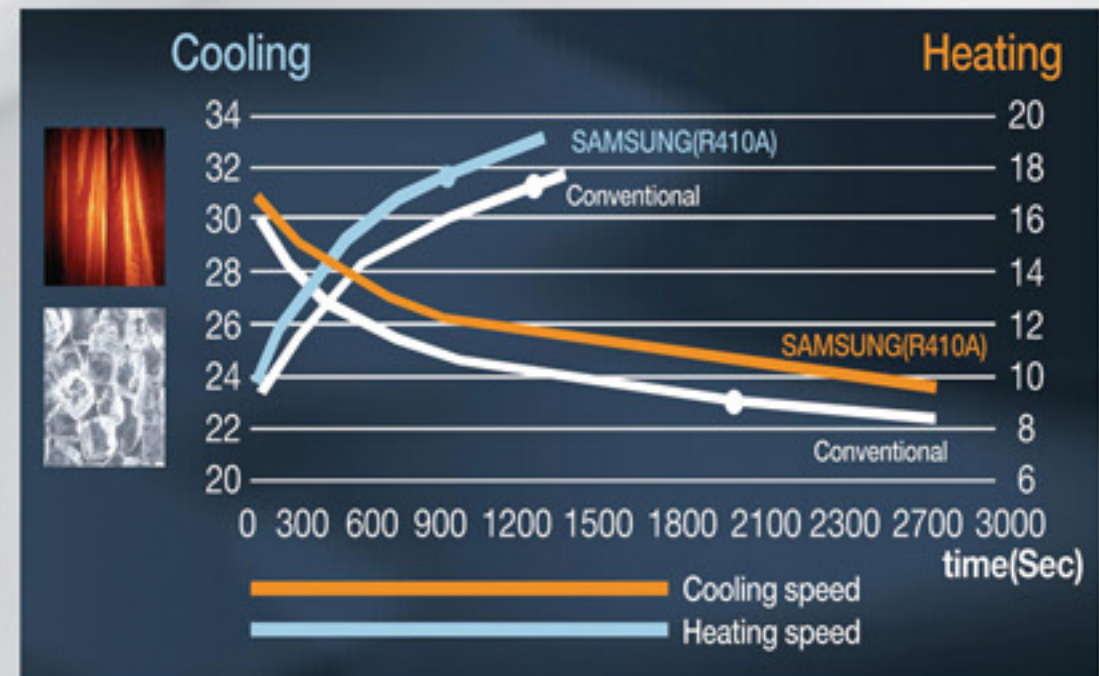
High Wall Inverter Drive Heat Pump Ductless Mini Splits

The AQJ 9 - 24,000 Btu/h Mini Split Heat Pump's from Samsung provide high efficiency cooling and heating performance, with unparalleled Indoor Air Quality features and environmentally friendly refrigerant

At the heart of the Samsung System is the **Samsung Smart Inverter Technology**

The Samsung Smart Inverter is the exclusive Samsung DC drive rotary inverter compressor. This DC driven compressor features the ability to vary the compressor output to match the capacity required inside the room or zone, based upon the Indoor temperature, the requested set point and the outdoor ambient

This technology provides for a faster response to reach the required temperature and to better maintain the required temperature as the compressor can provide a greater capacity on initial start up and then reduce the capacity as the unit reaches the set point matching the building load, rather than turning off as would a standard system that has just On and Off control



Another benefit to the Samsung Smart Inverter technology is the energy saving for the system, as the compressor operates at a reduced capacity the Coefficient of Performance or COP is greatly increased. The 9 and 12,000 Btu/h units are Energy Star approved as Energy Efficient devices

Samsung is also aware that one of the major objections to air conditioning is the noise of both the Indoor and Outdoor units, as nothing intrudes on the peace of a summer's evening as the roar of an air conditioner, so the Smart Inverter is designed to be one of the quietest units on the market




Environmentally Friendly

Saving Energy and reducing noise pollution also goes hand in hand with using an environmentally friendly refrigerant, the Samsung AQB series of units use the latest in non ozone depleting refrigerant technology R410A is the refrigerant of choice.

With all these features on the Outdoor unit, the Indoor unit is designed to make the indoor environment as clean and healthy as possible. Samsung's design using a revolutionary process dramatically reduces the spread of harmful bacteria, viruses and other organisms

Silver Nano Indoor Air Technology



To improve the Indoor Air Quality Samsung uses Silver Nano Technology where the filter and evaporator coil are coated in a silver based anti bacterial product

The Silver Nano coating attacks any harmful bacteria, viruses and other organisms that it comes into contact with


The coating works on a cellular level to dissolve the cell wall of the particle, which prevents the respiration of the bacteria etc killing up to 99.9% of them dead

When combined with the Electro Static and De-odorizing filters included with the unit the Indoor Air inside the room is kept clean and healthy for all the occupants

The Silver Nano coating is a permanent coating and does not require replacement of the filter, simply washing the filters in warm soapy water will clean and regenerate the bacteria killing coating

The Electro Static and De-Odorizing filters need to be replaced every 2 months (more frequently in areas of heavy tobacco use or pet occupancy)

Samsung also understands that accessing the filters for cleaning or replacement can be difficult on a Ductless Mini Split, therefore we have designed the front cover access to the filters to be the simplest in the industry, just unlatch and pull off the front cover to access the filters for replacement or cleaning



To make for a simple and flexible installation the Indoor unit can be located up to 100ft (18,000 Btu/h and 24,000 Btu/h units) away from the Indoor unit, a vertical separation of up to 49ft can be included in the line set run

The control wiring between the two units is low voltage, but a high voltage power line is also run between the units to provide power for the Indoor unit

Specifications	AQB09JJWC	AQB12JJWC	AQB18J6WC	AQB24J2WC
General				
Nom Cooling Capacity (Btu/h)	9,000	12,000	18,000	24,000
SEER	20.0	19.0	17.0	15.5
Cooling Capacity Range (Btu/h)	3,100 to 11,900	3,100 to 14,300	5,500 to 21,000	6,500 to 27,000
Nom Heating Capacity (Btu/h)	11,950	13,600	20,500	27,000
HSPF	10.0	9.0	8.0	7.8
Heating Capacity Range (Btu/h)	3,100 to 17,000	3,100 to 18,700	5,100 to 30,700	5,800 to 35,000
Refrigerant Type	R410A	R410A	R410A	R410A
De-Hum (Pints/Hr)	5.6	7.6	10.2	14.4
Power Voltage	208/230V-1-60			
Breaker Size	15A	15A	20A	25A
RLA Cooling/Heating (Amps)	3.3/4.4A	4.9/5.3A	7.5/8.2A	12.0/13.0A
Controls	Electronic with a Hand Held Remote Controller (20' Range)			

Indoor Unit	AQB09JJWC	AQB12JJWC	AQB18J6WC	AQB24J2WC
Airflow-High Speed (CFM)	265	280	445	490
Fan Speeds	High - Medium - Low			
Noise Level Low/High Spd (Db)	28/41	28/43	33/48	35/48
Width (Inches)	32 1/2"	32 1/2"	42"	42"
Height (Inches)	11 1/4"	11 1/4"	11 3/4"	11 3/4"
Total Depth (Inches)	7 1/2"	7 1/2"	8 5/8"	8 5/8"
Weight (lbs)	18	18	28.6	28.6

Outdoor Unit	UQV09WJWE	UQV12WJWE	UQV18W6WE	UQV24WPWE
Outdoor Noise Level (Db)	51	53	58	60
Width (Inches)	31 1/8"	31 1/8"	34 5/8"	34 5/8"
Height (Inches)	21 5/8"	21 5/8"	25 1/8"	31 1/2"
Total Depth (Inches)	11 1/4"	11 1/4"	12 1/4"	12 1/4"
Weight (lbs)	88	88	110	125.4

Line Sets				
Size	1/4" & 3/8"	1/4" & 3/8"	1/4" & 1/2"	1/4 & 5/8"
Max Line Set Length including	50 ft	50 ft	98 ft	98 ft
Max Vertical Separation of	26ft	26ft	49ft	49ft
Charged with R410A for	50ft (35.3oz R410A)	50ft (35.3oz R410A)	25ft (51.1oz R410A)	25ft (58.2oz R410A)
Addl R410A charge over this @	No addl R410A reqd	No addl R410A reqd	0.2oz/ft over 25ft	0.15oz/ft over 25ft

Certification

Safety	UL & Ulc			
Performance	ARI Certified - All performance shown is at ARI 210/240 conditions			
Energy Compliance	Energy Star	Energy Star	N/A	N/A

Due to Samsung's policy of on-going product development specifications are subject to change without notice

Line Sets	Line sets are available in 25ft and 50ft lengths with separate power wire and control wire cables
Control Wire	Control Wire is 16AWG Shielded type and is available in spools of 100ft, 250ft and 500ft. THIS WIRE CAN ONLY BE USED FOR THE CONTROLS SIGNAL
Condensate Pump	This mini Condensate Pump is available in 115V and 230V, and provides up to 20ft head to remove the condensate from the Indoor unit
Mounting Brkts	These allow the Outdoor unit to be mounted on a wall or building structure

West Coast : 8750 Pioneer Blvd, Santa Fe Springs Ca 90670 Tel : 562 699 6066, Fax : 562 699 4351

East Coast : 6 Pine Hill Drive, Carlisle PA 17013 : Ph 717 243 2535, Fax 717 243 7917

www.quietside.com

