

Invention

Table of Contents

Pages

3-16	Warm Up
17-36	Ideation
37-41	Revisiting Ideas
42-45	Prototyping

Instructions

Dear Inventor or Inventress:

One way to use the book is to do one page out of each section every time you play with it.

Another way to use the book is to do everything in order.

A third way to use the book is as a rain hat. It may not be a particularly good hat, but in an emergency, it will suffice.

What we're trying to say is that with this book there are no rules. Throw caution to the wind and lets go.

Good luck!

Emily and the Design-o-mite Team

Warm Ups

Draw your name so that it tells something about you...
...but don't use your hands.

Warm Ups

Find something, a toy or other object, that you really like and list the things you like about it.

1.

2.

3.

4.

5.

Warm Ups

Find a toy or object that you really don't like and list the things you dislike about it.

1.

2.

3.

4.

5.

Warm Ups

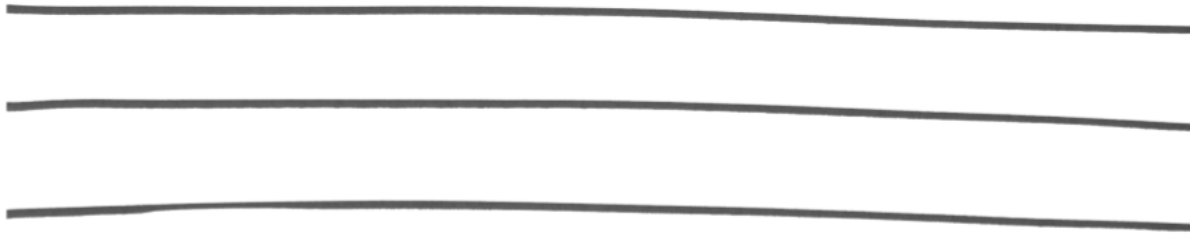
Think of your favorite hiding place. Draw it here.

Warm Ups

Think of your favorite summertime activity. Draw it here.


Warm Up

Draw 10 straight lines. Here are a few to get started.



Warm Ups


Draw 10 circles. Go over them more than once to make it round. Here's one to get started.



*

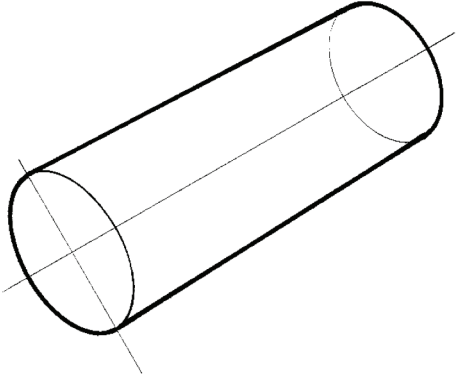
Warm Ups

Draw 10 ovals.



Warm Ups

Draw 10 cylinders.



Warm Ups

Draw a calm square.

Draw a happy square.

Draw a cold square.

Warm Ups

Draw an angry line

Draw a sad line

Draw a silly line

Warm Ups

Draw a cuddly ball

Draw a dangerous ball

Warm Ups

Draw a scene in which time passes.

Warm Up

Draw a monkey

Now make monkey noises!

Draw a tiger

Now make tiger noises!

Draw a monkey crossed with a tiger.


Name your creature!

Ideation

Brainstorming

Invent and draw as many outdoor water toys as you can in 5 minutes. Add titles to each picture as you go. There are no bad ideas.

Here's one to get you started:



Ideation

People come up with lots of ideas, before they choose one to turn into an invention.

Invent toys with wheels.

Toys larger than you:

1.

2.

3.

Toys smaller than your hand:

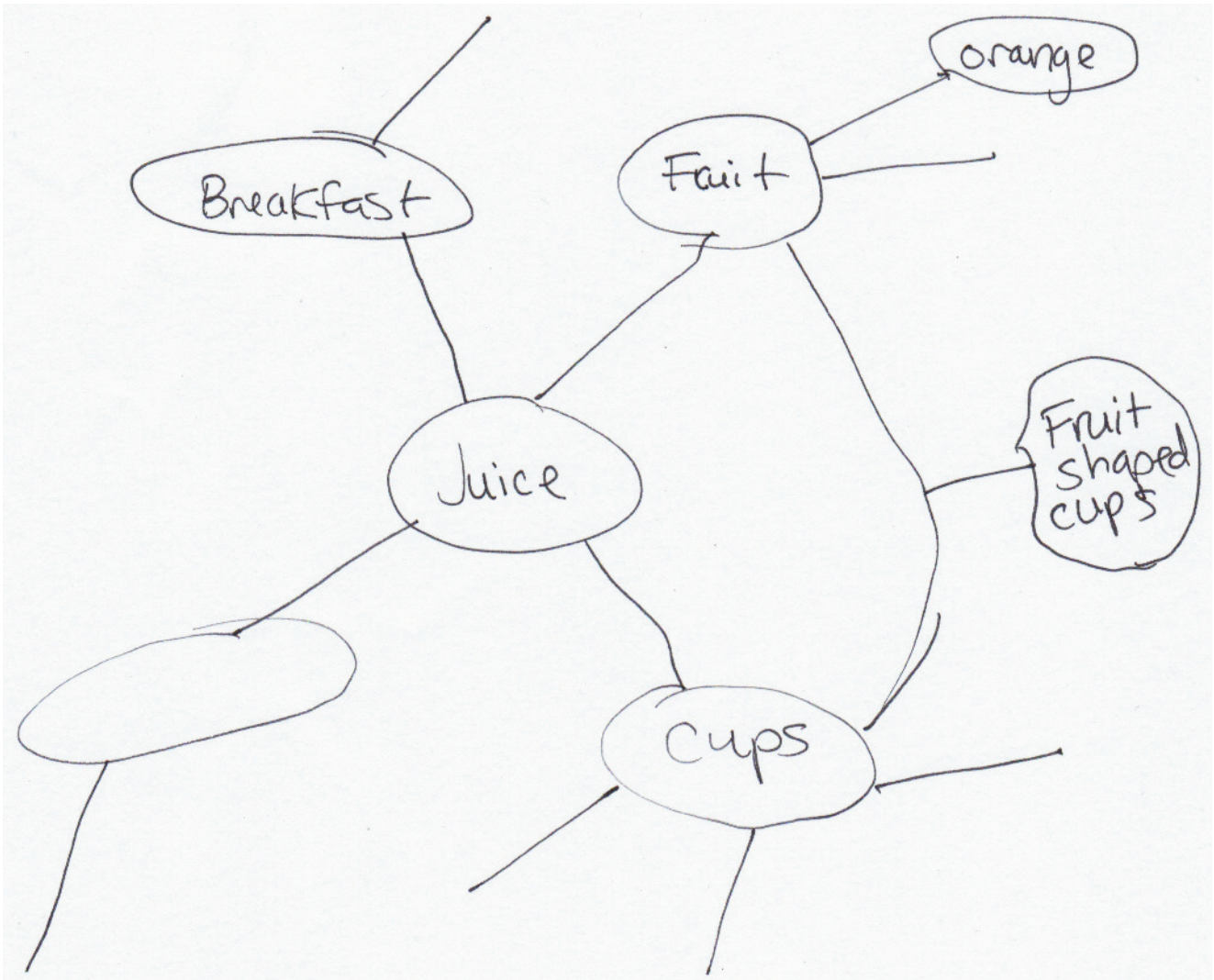
1.

2.

3.

Ideation

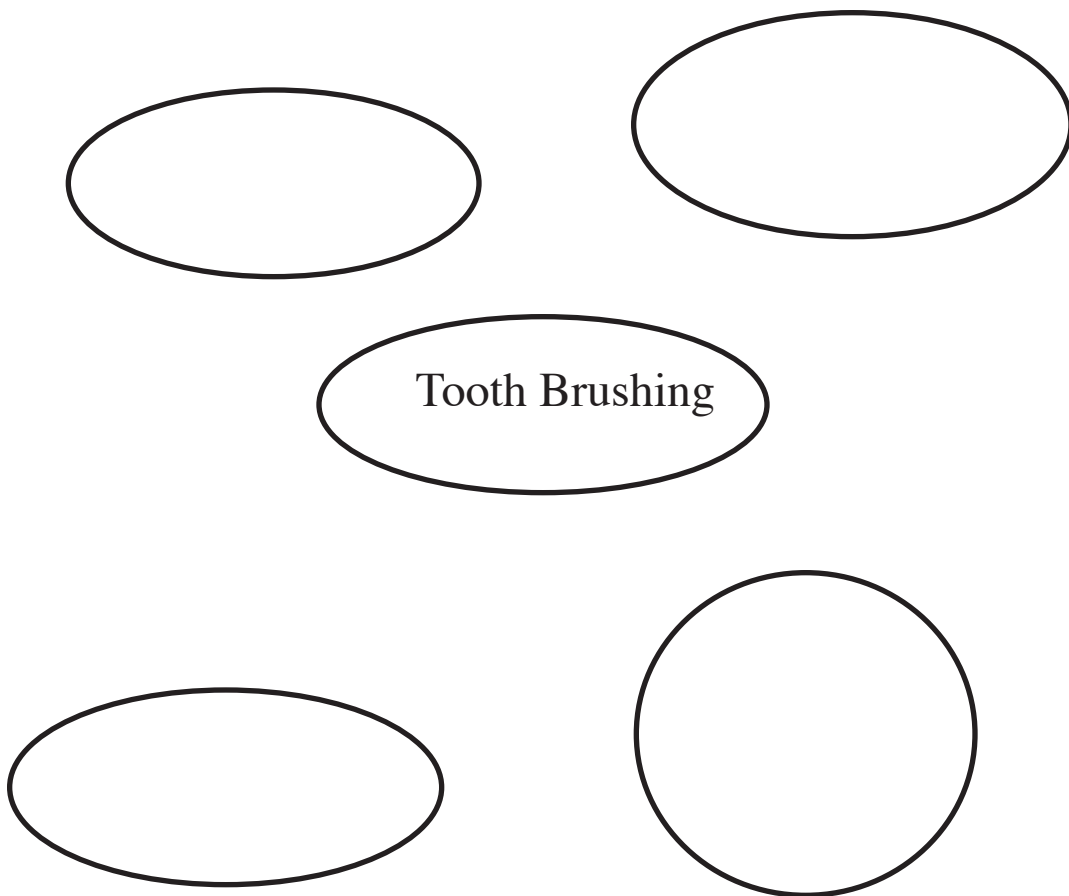
Invent things to be used with juice. Make connections and fill in the bubbles with ideas.



Ideation

Try it again:

Invent something for brushing your teeth.



Ideation

List words to describe scissors

1. Sharp
- 2.
- 3.

For each category think of scissors that would not fall into the category.
For example.

1. Invent scissors that are not sharp.

2.

3.

Ideation

Invent three things that look like, smell like, feel like, taste like, or sound like a banana.

Ideation

Invent three things that that look like, smell like, feel like, taste like, or sound like a beach ball.

Ideation

Find a friend or a parent. Together, invent bad guys for a prince to fight. Tell each other what your drawing so that you can expand on each others ideas.

Ideation

If a prince is like a alien, then a sword is like a...

(draw 10 ideas to complete the sentence)

Ideation

If a fairy is like a ninja, then a magic wand is like a...

(draw 10 pictures that could complete the sentence)

Ideation

Invent toys for the bathtub.

What would your mom suggest?

What would your teacher suggest?

What would your grandfather suggest?

What would a doctor suggest?

Ideation

Draw a fort to hang out in.

What would your dad suggest?

What would your best friend suggest?

What would a fire fighter suggest?

What would a squirrel suggest?

Ideation

Babies are a lot of work.

What types of things do you have to do to take care of a baby?

1.

2.

3.

Draw something a mother would wish she had to make it easier to take care of a baby.

Ideation

What types of things do you do to get ready for school?

- 1.
- 2.
- 3.

Draw something that would help you do two of those things at once.

If the invention above was real, how big would it be?

_____ Centimeters tall

_____ Centimeters wide

_____ Centimeters deep

Ideation

Can you invent something that combines two school supplies into one useful thing?

Ideation

Imagine you are the Flash (a superhero who can run really really fast).
Invent a ball for the Flash to play with.

Ideation

Imagine you live underwater. Invent something to help you cook breakfast.

Ideation

Imagine you are a dog. Invent something to help you communicate with humans.

Ideation

Draw a toaster.

Draw it again for someone who has never seen a toaster.

Draw it again for someone who has never seen a toaster and can't read instructions.

Ideation

Draw a shower.


Re-draw a shower for someone short.

Re-draw a shower for someone that showers in a wheelchair.

Revisiting Ideas

Draw a dog.

Trace over this picture of a dog (tracing paper is the clear paper of the page before).



http://free-extras.com/images/brown_portuguese_water_dog-12891.htm

Compare your drawing to your tracing.

What do the two have in common? Is your drawing miss-

Revisiting Ideas

Pick your favorite idea from Ideation and redraw it. Label any important pieces with words.

Revisiting Ideas

Think of five ways someone could hurt themselves with the toaster on page 29.

1.

2.

3.

4.

5.

Revisiting Ideas

Find a way to correct one of the things from the page before this.
Draw it.

Revisiting Ideas

Use this chart to compare bathtub toys from page 24. Give each category a + (better than), O (same as) , or - (worse than) in comparison with the Mom-thought up toy.

	Mom	Teacher	Grandfather	Doctor
Fun	O			
Different from things that exist	O			
Safe	O			
Would other kids like it?	O			

Prototyping

Draw something you would make out of plastic.

Prototyping

Draw something you would make out of wood.

Prototyping

Draw something you would make out of metal.

Prototyping

Draw a vehicle made out of school supplies.

Encouragement

Some inspirational letter to the Inventor/Inventress.

Credits/References/Suggested Reading for Parents and Children