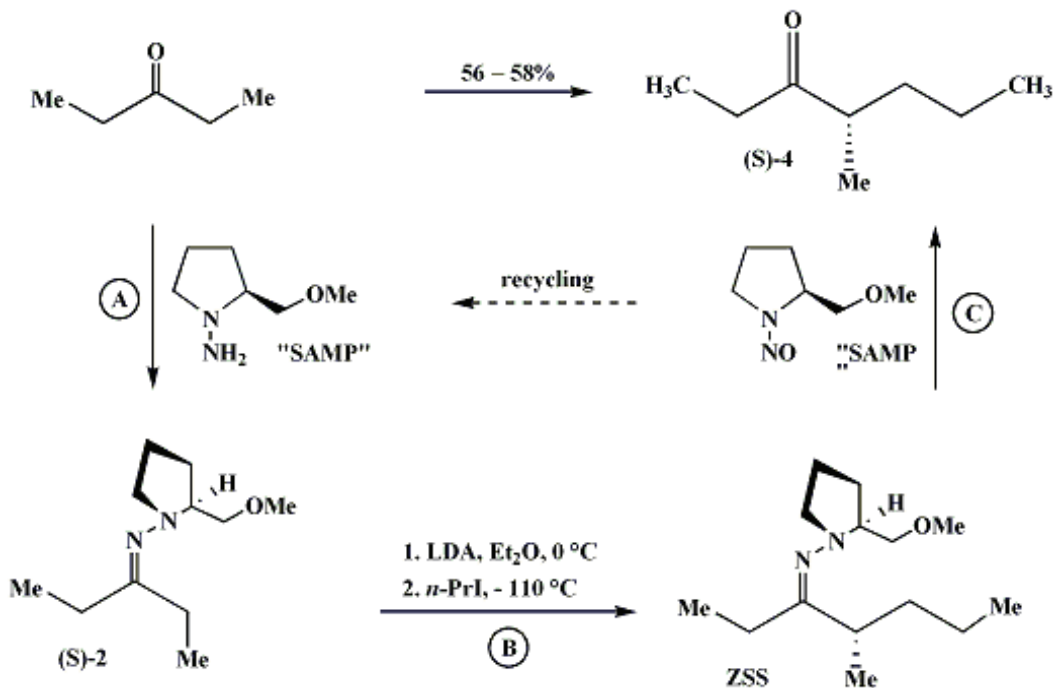


ASYMMETRIC SYNTHESIS USING THE SAMP-/RAMP-HYDRAZONE METHOD: (*S*)-(+)-4-METHYL-3-HEPTANONE

[3-Heptanone, 4-methyl, (*S*)-]



Submitted by Dieter Enders, Helmut Kipphardt, and Peter Fey¹.
 Checked by Benjamin Guzmán, Stan S. Hall, and Gabriel Saucy.

1. Procedure

A. *3-Pentanone SAMP hydrazone [(S)-2]*. A 50-mL, one-necked, pear-shaped flask equipped with a 10-cm Liebig condenser, a gas inlet tube, and a magnetic stirring bar is charged with 3.9 g (3.0 mmol) of SAMP (Note 1) and 3.79 mL (36 mmol) of 3-pentanone (Note 2) and the mixture is warmed at 60 °C under argon overnight (Note 3). The crude product is diluted with 200 mL of ether in a 250-mL separatory funnel and washed with 30 mL of water. The organic layer is separated, dried over anhydrous magnesium sulfate, and concentrated under reduced pressure. Purification by short-path distillation yields 5.18 g (87%) of a colorless oil, bp 70–75 °C at 0.5 mm, $[\alpha]_{\text{D}}^{20} +297^{\circ}$ (benzene, $c = 1$). The SAMP-hydrazone (*S*)-2 should be stored in a refrigerator under argon (Note 4).

B. (*S*)-(+)-4-Methyl-3-heptanone SAMP hydrazone [(ZSS)-3]. A flame-dried, one-necked 250-mL flask with side arm, rubber septum, and magnetic stirring bar is flushed with argon (Note 5). The flask is then cooled to 0 °C and 110 mL of dry ether (Note 6) and 2.97 mL (21 mmol) of dry diisopropylamine (Note 7) are added, followed by dropwise addition of 21 mmol of butyllithium (13.1 mL of a 1.6 *N* solution in hexane (Note 8)). Stirring is continued for 10 min and a solution of 3.96 g (20 mmol) of SAMP-hydrazone (*S*)-2 in 10 mL of ether is added to the stirred mixture over a 5-min period at 0 °C. An additional 2 mL of ether is used to transfer all of the hydrazone (*S*)-2 into the reaction flask. Stirring is continued for 4 hr at 0 °C, while the lithiated hydrazone precipitates. The mixture is cooled to -110 °C (pentane/liquid nitrogen bath) and kept for 15 min at this temperature. Then 2.15 mL (22 mmol) of propyl iodide (Note 9) is added dropwise, and the mixture is allowed to reach room temperature overnight. The contents of the flask are poured into a mixture of 300 mL of ether plus 50 mL of water in a 500-mL separatory funnel, the layers are separated, and the aqueous layer is extracted twice with 25 mL of ether. The combined organic layers are washed with 10 mL of water, dried over anhydrous

magnesium sulfate, and concentrated under reduced pressure to yield 4.3 g (90%) of crude (ZSS)-3 (Note 10).

C. (*S*)-(+)-4-Methyl-3-heptanone [(*S*)-4]. A 100-mL Schlenk tube, fitted with a gas inlet and Teflon stopcocks, is charged with 4.3 g (18 mmol) of crude (ZSS)-3 dissolved in 50 mL of dichloromethane (Note 11), and cooled to -78°C (acetone/dry ice bath) under nitrogen. Dry ozone (Note 12) is passed through the yellow solution until a green-blue color appears (ca. 4 hr). The mixture is then allowed to come to room temperature while a stream of nitrogen is bubbled through the solution to give the yellow nitrosamine (*S*)-5 (Note 13) and the title ketone (*S*)-4. The solvent is removed by distillation at 760 mm (60°C bath temperature) and the residue is transferred into a microdistillation apparatus (10-mL flask, 5-cm Vigreux column, spider, collector device, (Note 14)). After a small forerun (3–4 pale-yellow drops), a colorless liquid distills to afford 1.6–1.7 g (56–58% overall) of ketone (*S*)-4; bp $63\text{--}67^{\circ}\text{C}$ at 40 mm ($110\text{--}115^{\circ}\text{C}$ bath temperature), GLC analysis 98.2%, $[\alpha]_{\text{D}}^{20} + 21.4^{\circ}$ to $+ 21.7^{\circ}$ (hexane, $c = 2.2$), $[\alpha]_{\text{D}}^{20} + 17.88^{\circ}$ (neat) (Note 15). To recycle the chiral auxiliary SAMP, see (Note 16).

2. Notes

1. (*S*)-1-Amino-2-methoxymethylpyrrolidine (SAMP) and RAMP are commercially available from Merck-Schuchardt (Frankfurter Strasse 250, 6100 Darmstadt or Eduard-Buchner-Strasse 14-20, 8011 Hohenbrunn, Germany) and Aldrich Chemical Company, Inc., Milwaukee, Wisconsin. The submitters prepared SAMP from (*S*)-proline as described in *Org. Synth., Coll. Vol. VIII 1993, 26*; the checkers used SAMP from Merck-Schuchardt.
2. Redistilled prior to use, 3-pentanone was obtained from Merck-Schuchardt (submitters) and Aldrich Chemical Company, Inc. (checkers).
3. The reaction was monitored by TLC. The TLC plates (SiO_2 , F_{254} , 0.25 mm), commercially available from Merck, Darmstadt, Germany, were eluted with ether and developed by dipping into a 10% ethanolic solution of phosphomolybdic acid (Merck) and then heating.²
4. Partial ^1H NMR spectrum (CDCl_3 , 200 MHz) δ : 1.06 (t, 3 H, $J = 7.7$, CH_3CH_2), 1.08 (t, 3 H, $J = 7.5$, CH_3CH_2), 3.34 (s, 3 H, CH_3O); IR (film) cm^{-1} : 1645.
5. This is done by alternately evacuating and filling the flask with argon 3 times. During the reaction a pressure of about 50 mm above atmospheric pressure is maintained using a mercury bubbler. All reagents are added via a glass syringe under rigorously anhydrous conditions. For a more detailed description of the metalation technique, see ³.
6. The submitters used ether that had been freshly distilled from sodium and benzophenone under an argon atmosphere. The checkers used anhydrous ether directly from freshly opened 500-g containers from Fisher Scientific Company, Springfield, NJ. In addition, the checkers charged the reaction flask with ether using a dry graduated cylinder, flushed the system with argon, and then sealed and cooled the vessel to 0°C before the sequential addition of diisopropylamine and butyllithium.
7. Diisopropylamine from BASF AG, Ludwigshafen, Germany (submitters) and Aldrich Chemical Company, Inc. (checkers) was distilled from calcium hydride, and then stored under argon and over calcium hydride until use.
8. Butyllithium was purchased from Metallgesellschaft, Frankfurt, Germany, and titrated for active alkyllithium using diphenylacetic acid as an indicator.⁴ The checkers used fresh butyllithium, 1.55 M in hexane under argon, from Aldrich Chemical Company, Inc. and omitted the titration.
9. Propyl iodide was obtained from Merck-Schuchardt, distilled over potassium carbonate, and stored over copper wire under argon. *Caution: Propyl iodide is a cancer suspect agent.* The checker's source was Aldrich Chemical Company, Inc.
10. Partial ^1H NMR spectrum (CDCl_3 , 200 MHz) δ : 0.88 (t, 3 H, $J = 6.9$, CH_3CH_2), 1.02 (d, 3 H, $J = 7.1$, CH_3CH), 1.10 (t, 3 H, $J = 7.5$, CH_3CH_2), 3.33 (s, 3 H, CH_3O); IR (film) cm^{-1} : 1630. An ^1H -NMR experiment using the chiral shift reagent $[\text{Eu}(\text{hfc})_3]$, Aldrich] with crude **3** shows that only the (ZSS) isomer is present (sharp methoxy singlet). During the measurement a slow isomerization to the thermodynamically more stable (ESS) isomer takes place, but within the limit of detection of a 100-MHz spectrometer no (*SR*) diastereomer can be seen [diastereomeric excess (de) $> 97\%$].^{5, 6}
11. Dichloromethane was distilled over potassium carbonate prior to use.
12. *Caution! Organic ozonides are highly explosive. The reaction should be carried out in a well-ventilated hood with a shatter-proof shield. Do not grease the ground-glass joints!* The submitters used a Fischer Model OZ II ozonizer from Fischer, Bad Godesberg, Germany. For detailed descriptions of a

laboratory ozonizer see *Org. Synth., Coll. Vol. III, 1955, 673*. The checkers used a Welsbach Model T-408 Laboratory Ozonizer, Welsbach Corp., Philadelphia, PA. The power setting was 100 V (AC) and the oxygen pressure setting was 8 psi (0.55 kg/cm²) to produce 2–3% ozone at a gas flow rate (rotameter) of 2 L/min. The ozone production rate was measured by passing a measured amount of ozonized gas through a 2% potassium iodide solution (neutral), acidifying with 1 M sulfuric acid, and then titrating the liberated iodine with 0.1 N sodium thiosulfate. Using these conditions, the ozonolysis required at least 4 hr, rather than the 30 min suggested by the submitters.

13. *Caution! The nitrosamine (S)-5 may be carcinogenic. All operations with (S)-5 should be performed in a well-ventilated hood, and the operator should wear disposable gloves.* In order to destroy any nitrosamine traces, the glassware contaminated with (S)-5 should be immersed in a bath of HBr/acetic acid.

14. To prevent any racemization during distillation, the apparatus is shaken with 1 mL of chlorotrimethylsilane (freshly distilled from calcium hydride), which is removed under reduced pressure. *Caution: Glassware, cleaned under alkaline conditions, will lead to spontaneous racemization!* The spider (three to four arms for liquid collection) should be cooled with an ice bath. To prevent bumping, the checkers performed the distillation with a Bunsen burner rather than with a bath.

15. The product has an optical purity of 97–98% by comparison with the reported optical rotation of [α]_D²⁵ + 22.1 ± 0.4° (hexane, *c* = 1.0) of the naturally occurring pheromone⁷ and an ee of ≥97% by comparison with the de of ≥97% of (ZSS)-3 (Note 10); ¹H NMR (CDCl₃, 200 MHz) δ : 0.90 (t, 3 H, *J* = 6.7, CH₃CH₂), 1.06 (d, 3 H, *J* = 6.9, CH₃CH) superimposed on 1.04 (t, 3 H, *J* = 7.2, CH₃CH₂), 2.45 (q, 2 H, *J* = 7.3, CH₂CH₃); IR (film) cm⁻¹: 1710.

16. The nitrosamine (S)-5 (1.94 g, 67%) is obtained from the residue of the ketone distillation (bp 79–80°C/0.1 mm). Reduction with lithium aluminum hydride in tetrahydrofuran yields 1.47 g (49% overall) of SAMP^{8,9} with an [α]_D²⁰ -75.46° (neat).

3. Discussion

The title ketone (S)-4, which is 400 times more active than its enantiomer,^{7,10} is the principal alarm pheromone of the leaf-cutting ant *Atta texana*. It has also been identified as an alarm pheromone in three other ant genera of the subfamily *Myrmicinae*,^{7,11} as a component of the defensive secretion of the "daddy longlegs" *Leiobunum vittatum* (Opiliones),^{12,13} and is produced by the elm bark beetles *Scolytus scolytus* (F.) and *S. multistriatus*.¹⁴

The ketone (S)-4 and/or its enantiomer (R)-4 have been prepared via resolution of an intermediate,¹⁰ starting from (R)-citronellic acid,¹⁵ by stoichiometric asymmetric synthesis^{4,5,6,7,8,9,10,11,12,13,14,15,16,17,18,19} (76–88% ee), and by a microbiological method.²⁰

The three-step procedure described here, using inexpensive, commercially available starting materials and the chiral auxiliary SAMP, illustrates the synthetic utility of the "SAMP-/RAMP-hydrazone method."^{21,22,23,24,25} It is remarkable that the classical electrophilic substitution of a conformationally flexible, acyclic ketone **1** → (S)-4 occurs with virtually complete asymmetric induction. This demonstrates complete stereochemical control of the three critical operations: metalation, alkylation, and cleavage. Because deprotonated SAMP-/RAMP-hydrazones react with nearly the entire palette of electrophiles, this new methodology, a chiral version of the now widely used dimethylhydrazone (DMH) method,³ opens an elegant and economical entry to a great variety of important classes of compounds with good overall chemical yields and excellent diastereo- and enantioselectivities. The following stereoselective reactions may be mentioned: α -alkylations or aldehydes^{8,26} and ketones;^{5,6,8,13} diastereo- and enantioselective aldol reactions;^{9,27,28} diastereo- and enantioselective Michael additions to form β,γ -substituted δ -keto esters,^{29,30} δ -lactones,³¹ and various heterocycles, such as dihydropyridines, octahydroquinolinediones and hexahydroquinolinones;^{32,33} α -alkylations of β -keto esters;^{21,22,23,24,25} and, finally, asymmetric syntheses of α - and/or β -substituted primary amines^{23,24} via alkylation–reductive amination of aldehydes and ketones³⁴ or nucleophilic addition to aldehyde-SAMP-/RAMP-hydrazones, followed by N–N bond cleavage.³⁵ This broad applicability is summarized in Figure 1, and typical examples are listed in Table I.

Figure 1. Optically active carbonyl compounds and amines.

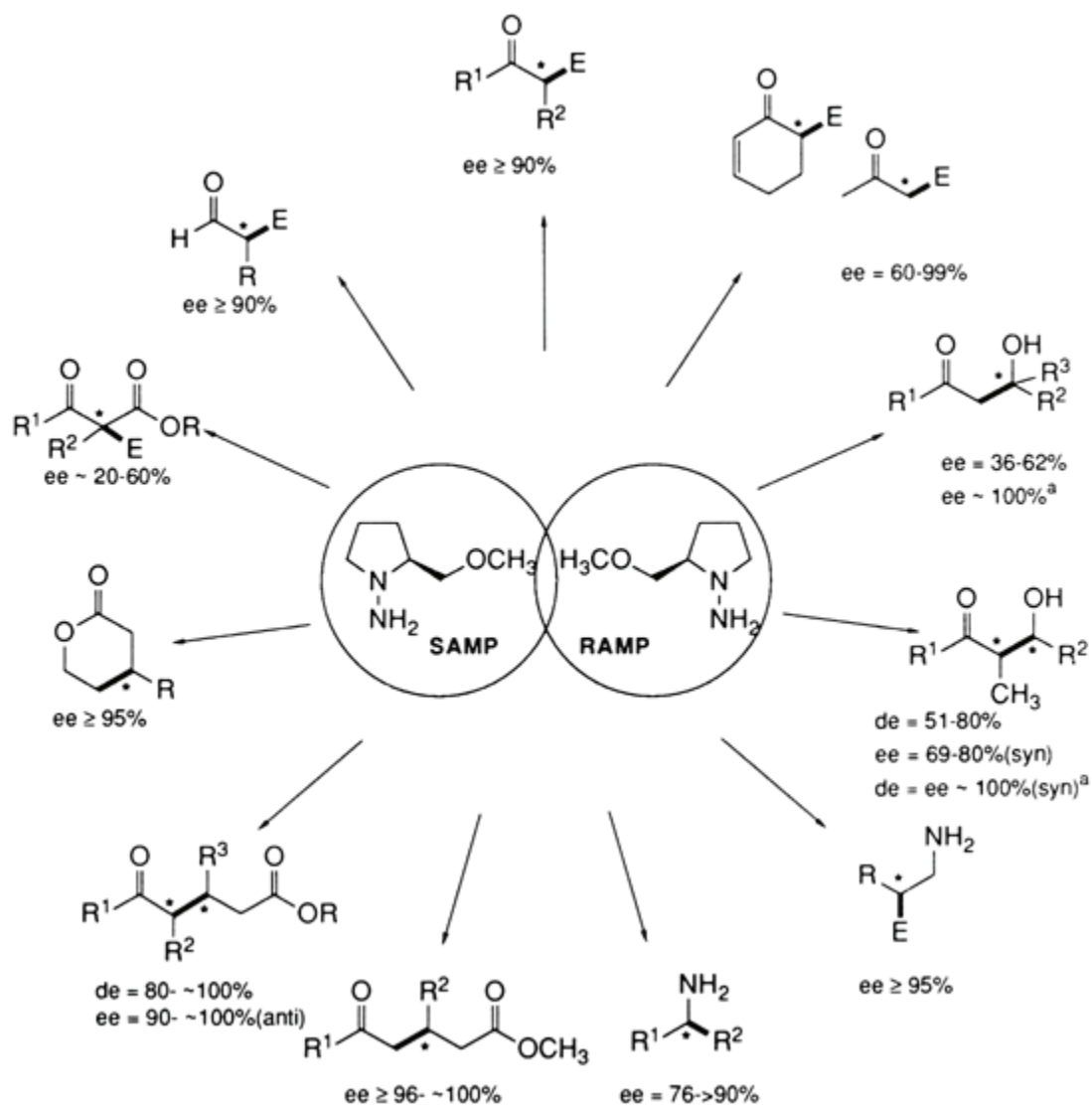
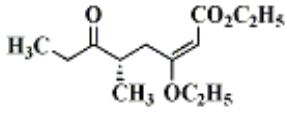
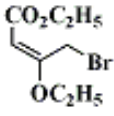
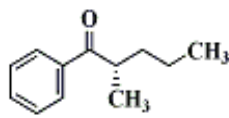
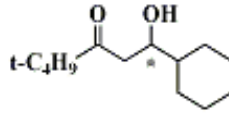
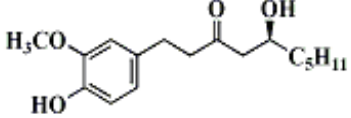
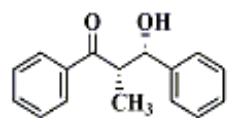
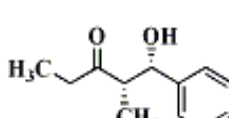
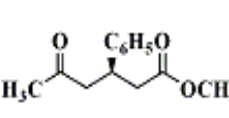
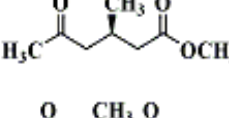
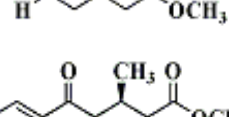
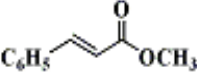
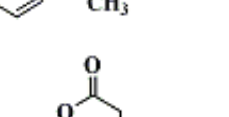
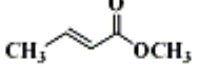
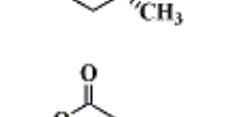
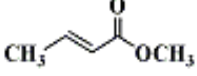
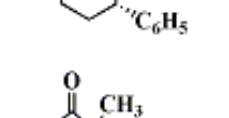
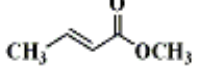
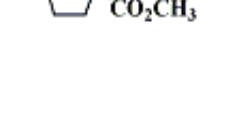
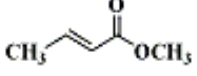

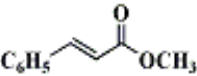
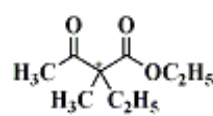
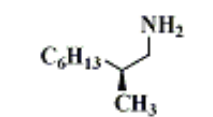
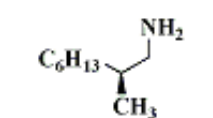
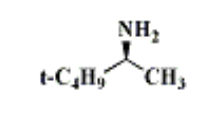
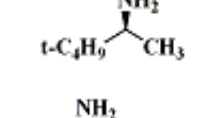
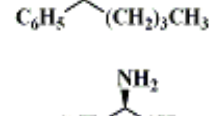
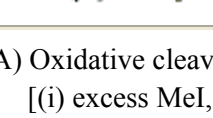


TABLE I
OPTICALLY ACTIVE CARBONYL COMPOUNDS AND AMINES PREPARED BY
ASYMMETRIC SYNTHESIS USING THE SAMP/RAMP HYDRAZONE METHOD

Carbonyl Compound Amine	Electrophile	Cleavage ^a	Yield ^b [%]	ee[%] (Config.)	Lit.
	C ₂ H ₅ I	B	71	95 (S)	8,21
	CH ₃ I	A	65	95 (R)	8,21
	C ₆ H ₁₃ I	A	52	≥95 (S)	8,21

	CH ₃ I	A	61	95 (R)	8,21
	(CH ₃) ₂ SO ₄	B	65	95 (R)	21,36
	(CH ₃) ₂ SO ₄	B	51	95(S) ^c	21,36
	(CH ₃) ₂ SO ₄	A	66	86 (R)	8
	CH ₃ I	A	74	45 (R)	8
	(CH ₃) ₂ SO ₄	A	70	~99 (R)	8
	CH ₃ I	A	70	67 (R)	8
	CH ₃ I	B	59	94 (R)	8
	CH ₃ I	C	43	93 (R)	21,23
	H ₂ C=CH(CH ₂) ₂ Br	B	26	≥89 (R)	21,37
		B	61	≥97 (S)	13
		B	62	≥97 (R) ^c	13
		B	46	99 (S)	38
		A	53	>95 (S)	21,23
		A	80	≥95 (S)	21,23

						
	C_2H_5I	B	44	≥ 97 (S)	6	
	$c-C_6H_{11}CHO$	D	32	62 (-) ~ 100 (-)	27	^e
	$C_5H_{11}CHO$	E	75	39 (S) ^e	9	
	C_6H_5CHO	A	86	72 (SS) [de=67%]	28	
	C_6H_5CHO	A	35	de=ee= ~ 100 (SS) ^f		
	C_6H_5CHO	A	81	74 (SS) [de=66%]	28	
	C_6H_5CHO	A	37	de=ee= ~ 100 (SS) ^f		
		A	62	≥ 99 (R)	29	
		A	45	≥ 96 (R)	29	
		A	46	≥ 95 (R)	31	
		A	39	≥ 98 (SS) [de $\sim 100\%$ (SS)]	30	
		A	35 ^g	≥ 95 (R)	31	
		A	30 ^g	≥ 95 (R)	31	
	CH_3I	A	65	60 (-)	21,23	

	C ₂ H ₅ I	A	52	27(+)	21,23
	CH ₃ I	h	56	>90 (R)	34
	C ₆ H ₁₃ Br	h	63	>95 (S)	34
		i	60	90 (S)	23,24
		j	47	88 (R)	23,24
		k	56	85 (R)	35
		l	41	87 (R)	35

^a(A) Oxidative cleavage by ozonolysis (O₃, CH₂Cl₂, -78°C). (B) Acidic hydrolysis [(i) excess MeI, 60°C; (ii) 5 N HCl/pentane]. (C) Acidic hydrolysis (12 N HCl/ether). (D) Oxidative cleavage (¹O₂, Me₂S, hydrolysis). (E) Oxidative cleavage (30% H₂O₂, MeOH, pH 7 buffer).

^bOverall chemical yield.

^cRAMP was used as chiral auxiliary.

^dDiastereomeric excess of corresponding SAMP-hydrazone.

^eAfter two recrystallizations of the ketol.

^fAfter separation and cleavage of the corresponding crystalline SAMP-hydrazone.

^gOverall yield, including reduction of the intermediate β-substituted aldehyde esters and lactonization.

^hThe primary amines are obtained by catechol–borane reduction of the SAMP-hydrazone, followed by N-N bond cleavage with Raney nickel.

ⁱObtained by LiAlH₄ reduction of 3,3-dimethyl-2-butanone-SAMP-hydrazone, followed by N-N bond cleavage.

^jObtained by catechol–borane reduction of 3,3-dimethyl-2-butanone-SAMP-hydrazone, followed by N-N bond cleavage.

^kObtained by addition of butyllithium to benzaldehyde-SAMP-hydrazone, followed by N-N bond cleavage.

^lObtained by addition of methyllithium to 2,2-dimethylpropanal-SAMP-hydrazone, followed by N-N bond cleavage.

In S_E2' front-type electrophilic substitutions via SAMP-/RAMP-hydrazone the less substituted α-carbon atom is regioselectively deprotonated. Under the standard reaction conditions (lithium diisopropylamide, 0°C, ether or THF) the intermediate aza enolates are formed as the E_{CC}Z_{CN} species, as confirmed by spectroscopic^{26,39 40} and numerous trapping experiments.^{21,22,23} Because of the uniform diastereoface differentiation common for all asymmetric SAMP-/RAMP-hydrazone alkylations, the absolute configuration that will predominate in the final product can be predicted reliably. Furthermore,

instead of changing from SAMP to the enantiomeric RAMP as chiral auxiliary, it is possible to prepare both enantiomers of target molecules in excess using SAMP, simply by changing the building blocks used as nucleophile and electrophile. This opposite enantioselectivity through synthon control is demonstrated in the cases of *2-methylbutanal*, *2-methyloctanal*, and *2-methyl-1-octanamine* (see Table I).

Another advantage of SAMP-/RAMP-hydrazones is the facile determination of the asymmetric induction by downfield shifting of the SAMP- or RAMP-hydrazone methoxy singlet [LIS-technique, Eu (fod)₃].

Besides the oxidative cleavage by ozonolysis, the optically active carbonyl compounds can be alternatively obtained by acidic hydrolysis of the corresponding SAMP-/RAMP-hydrazone methiodides in a two-phase system.^{6,8}

The chiral auxiliary SAMP or RAMP may be recycled by *lithium aluminum hydride* reduction of the *nitrosamine* (*S*)-**5** formed during ozonolysis. Other very successful applications of the SAMP-/RAMP-hydrazone method in natural product synthesis have recently been reported by Nicolaou et al. [ionophore antibiotic X-14547A (indanomycine)]⁴¹⁻⁴², Pennanen (eremophilinolide, sesquiterpene),³⁷ Enders et al. (defensive substance of "daddy longlegs"),¹³ Mori et al. (serricornin, cigarette beetle pheromone),³⁸ and Bestmann et al. (pheromone analogs).³⁶ Finally, it should be mentioned that the chiral auxiliaries SAMP and RAMP may also be used in the resolution of aldehydes⁴³ and ketones⁴⁴ and in the NMR spectroscopic determination of percent enantiomeric excess ee of chiral aldehydes.⁴⁵

This preparation is referenced from:

- [Org. Syn. Coll. Vol. 8, 26](#)

References and Notes

1. Institut für Organische Chemie der Rheinischen Westfälischen Technischen Hochschule, Professor-Pirlet-Strasse 1, 5100 Aachen, Germany.
2. Enders, D.; Pieter, R. *Chem. Labor Betr.* **1977**, *28*, 503; *Chem. Abstr.* **1978**, *88*, 145652r.
3. Corey, E. J.; Enders, D. *Chem. Ber.* **1978**, *111*, 1337, 1362.
4. Kofron, W. G.; Backlawski, L. M. *J. Org. Chem.* **1976**, *41*, 1879.
5. Enders, D.; Eichenauer, H. *Angew. Chem.* **1979**, *91*, 425; *Angew. Chem., Int. Ed. Engl.* **1979**, *18*, 397;
6. Enders, D.; Eichenauer, H.; Baus, U.; Schubert, H.; Kremer, K. A. M. *Tetrahedron* **1984**, *40*, 1345.
7. Riley, R. G.; Silverstein, R. M.; Moser, J. C. *Science* **1974**, *183*, 760.
8. Enders, D.; Eichenauer, H. *Chem. Ber.* **1979**, *112*, 2933;
9. Enders, D.; Eichenauer, H.; Pieter, R. *Chem. Ber.* **1979**, *112*, 3703.
10. Riley, R. G.; Silverstein, R. M. *Tetrahedron* **1974**, *30*, 1171.
11. Riley, R. G.; Silverstein, R. M.; Moser, J. C. *J. Insect. Physiol.* **1974**, *20*, 1629; *Chem. Abstr.* **1974**, *81*, 133106h; Blum, M. S.; Padovani, F.; Amante, E. *Comp. Biochem. Physiol.* **1968**, *26*, 291; *Chem. Abstr.* **1968**, *69*, 41984s; McGurk, D. J.; Frost, J.; Eisenbaum, E. J.; Vick, K.; Drew, W. A.; Young, J. *J. Insect. Physiol.* **1966**, *12*, 1435; *Chem. Abstr.* **1967**, *66*, 26859z.
12. Meinwald, J.; Kluge, A. F.; Carrel, J. E.; Eisner, T. *Proc. Natl. Acad. Sci. (USA)* **1971**, *68*, 1467.
13. Enders, D.; Baus, U. *Liebigs Ann. Chem.* **1983**, 1439.
14. Blight, M. M.; Henderson, N. C.; Wadhams, L. J. *Insect. Biochem.* **1983**, *13*, 27; *Chem. Abstr.* **1983**, *98*, 104645d.
15. Mori, K. *Tetrahedron* **1977**, *33*, 289.
16. Hegedus, L. S.; Kendall, P. M.; Lo, S. M.; Sheats, J. R. *J. Am. Chem. Soc.* **1975**, *97*, 5448.
17. Larcheveque, M.; Ignatova, E.; Cuvigny, T. *J. Organomet. Chem.* **1979**, *177*, 5.
18. Meyers, A. I.; Williams, D. R.; White, S.; Erickson, G. W. *J. Am. Chem. Soc.* **1981**, *103*, 3088;
19. Rossi, R.; Marasco, M. *Chim. Ind. (Milan)* **1980**, *62*, 314; *Chem. Abstr.* **1981**, *94*, 15143p.

20. Kergomard, A.; Renard, M. F.; Veschambre, H. *J. Org. Chem.* **1982**, *47*, 792.
21. For reviews, see (a) Enders, D. "Alkylation of Chiral Hydrazones" in "Asymmetric Synthesis," Morrison, J. R., Ed.; Academic Press: New York, 1984, Vol. 3, p. 275;
22. Enders, D. *CHEMTECH* **1981**, *11*, 504;
23. Enders, D. "Regio-, Diastereo-, and Enantioselective C-C Coupling Reactions Using Metalated Hydrazones, Formamides, Allylamines, and Aminonitriles" in "Current Trends in Organic Synthesis," Nozaki, H., Ed.; Pergamon Press: Oxford, 1983; p. 151;
24. Enders, D. "Asymmetric Synthesis of Carbonyl Compounds and Primary Amines" in "Selectivity—a Goal for Synthetic Efficiency," Bartmann, W.; Trost, B. M., Eds.; Verlag Chemie: Weinheim, 1984; p. 65;
25. Enders, D. *Chemica Scripta* **1985**, *25*, 139.
26. Davenport, K. G.; Eichenauer, H.; Enders, D.; Newcomb, M.; Bergbreiter, D. E. *J. Am. Chem. Soc.* **1979**, *101*, 5654.
27. Eichenauer, H.; Friedrich, E.; Lutz, W.; Enders, D. *Angew. Chem.* **1978**, *90*, 219; *Angew. Chem., Int. Ed. Engl.* **1978**, *17*, 206.
28. Enders, D.; Baus, U.; Kremer, K. A. M. to be published; Baus, U. Dissertation, University of Bonn, 1985.
29. Enders, D.; Papadopoulos, K. *Tetrahedron Lett.* **1983**, *24*, 4967.
30. Enders, D.; Papadopoulos, K.; Rendenbach, B. E. M.; Appel, R.; Knoch, F. *Tetrahedron Lett.* **1986**, *22*, 3491.
31. Enders, D.; Rendenbach, B. E. M. *Chem. Ber.* **1987**, *120*, 1223.
32. Enders, D.; Demir, A. S. Puff, H.; Franken, S. *Tetrahedron Lett.* **1987**, *28*, 3295;
33. Enders, D.; Müller, S.; Demir, A. S. *Tetrahedron Lett.* **1988**, *29*, 6437.
34. Enders, D.; Schubert, H. *Angew. Chem.* **1984**, *96*, 368; *Angew. Chem., Int. Ed. Engl.* **1984**, *23*, 365; Schubert, H. Dissertation, University of Bonn, 1985.
35. Enders, D.; Schubert, H.; Nübling, C. *Angew. Chem.* **1986**, *98*, 1118; *Angew. Chem., Int. Ed. Engl.* **1986**, *25*, 1109.
36. Bestmann, H. J.; Hirsch, M. L. private communication; Hirsch, M. L. Dissertation, University of Erlangen, 1982.
37. Pennanen, S. I. *Acta Chem. Scand.* **1981**, *B35*, 555.
38. Mori, K.; Nomi, H.; Chuman, T.; Kohno, M.; Kato, K.; Noguchi, M. *Tetrahedron* **1982**, *38*, 3705.
39. Ahlbrecht, H.; Düber, E. O.; Enders, D.; Eichenauer, H.; Weuster, P. *Tetrahedron Lett.* **1978**, 3691;
40. Rademacher, P.; Pfeffer, H.-U.; Enders, D.; Eichenauer, H.; Weuster, P. *J. Chem. Res. (S)* **1979**, 222; (M) **1979**, 2501.
41. Nicolaou, K. C.; Papahatjis, D. P.; Claremon, D. A.; Dolle, R. E., III *J. Am. Chem. Soc.* **1981**, *103*, 6967;
42. Nicolaou, K. C.; Claremon, D. A.; Papahatjis, D. P.; Magolda, R. L. *J. Am. Chem. Soc.* **1981**, *103*, 6969.
43. Mies, W. Dissertation, University of Bonn, 1985.
44. Dominguez, D.; Ardecky, R. J.; Cava, M. P. *J. Am. Chem. Soc.* **1983**, *105*, 1608.
45. Enders, D.; Rüb, L.; Breitmaier, E. unpublished results; Rüb, L. Dissertation, Rheinisch-Westfälische Technische Hochschule Aachen, 1987.

Appendix
Chemical Abstracts Nomenclature (Collective Index Number);
(Registry Number)

SAMP-hydrazone (S)-2

3,3-dimethyl-2-butanone-SAMP-hydrazone

benzaldehyde-SAMP-hydrazone

2,2-dimethylpropanal-SAMP-hydrazone

3-Pentanone SAMP hydrazone

(S)-(+)-4-Methyl-3-heptanone SAMP hydrazone

SAMP

RAMP

potassium carbonate (584-08-7)

sulfuric acid (7664-93-9)

HCl (7647-01-0)

Benzene (71-43-2)

ether (60-29-7)

oxygen (7782-44-7)

potassium iodide (7681-11-0)

sodium thiosulfate (7772-98-7)

nitrogen (7727-37-9)

copper (7440-50-8)

Raney nickel (7440-02-0)

iodine (7553-56-2)

Benzophenone (119-61-9)

sodium (13966-32-0)

Catechol (120-80-9)

Diphenylacetic acid (117-34-0)

Pentane (109-66-0)

dichloromethane (75-09-2)

ozone (10028-15-6)

magnesium sulfate (7487-88-9)

borane (7440-42-8)

butyllithium (109-72-8)

(S)-proline (147-85-3)

Tetrahydrofuran (109-99-9)

3-pentanone (96-22-0)

lithium aluminum hydride,
LiAlH₄ (16853-85-3)

hexane (110-54-3)

Methylithium (917-54-4)

nitrosamine (35576-91-1)

calcium hydride (7789-78-8)

argon (7440-37-1)

phosphomolybdic acid (51429-74-4)

lithium diisopropylamide (4111-54-0)

diisopropylamine (108-18-9)

CHLOROTRIMETHYLSILANE (75-77-4)

Propyl iodide (107-08-4)

(S)-1-Amino-2-methoxymethylpyrrolidine (72748-99-3)

2-methylbutanal (96-17-3)

2-methyloctanal (7786-29-0)

2-methyl-1-octanamine

(S)-(+)-4-Methyl-3-heptanone,
3-Heptanone, 4-methyl, (S)- (51532-30-0)

(R)-citronellic acid (18951-85-4)